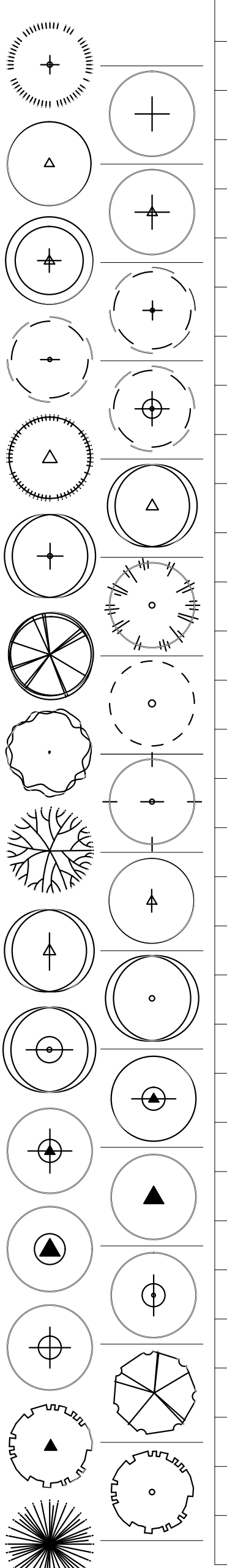



DECIDUOUS AND EVERGREEN TREES

NO. OF PLANTS	BOTANICAL NAME	COMMON NAME	SPEC. SIZE	NOTES
20	ABIES BALSAMEA	BALSAM FIR	3' CAL.	
195	ABIES CONCOLOR	CONCOLOR FIR	3' CAL.	
46	ACER RUBRUM 'BOWHALL'	BOWHALL RED MAPLE	3' CAL.	
244	ACER RUBRUM	RED MAPLE	3' CAL.	BLEND IN SOME 'OCTOBER GLORY' CULTIVARS
164	ACER SACCHARUM	SUGAR MAPLE	3' CAL.	USE MIX OF 'GREEN MOUNTAIN', 'LEGACY' AND 'BONFIRE'
10	ACER SACCHARUM SPECIMEN	SUGAR MAPLE	4' CAL.	
37	BETULA LENTA	BLACK BIRCH	3' CAL.	
81	BETULA NIGRA	RIVER BIRCH	3' CAL.	USE SOME 'HERITAGE' CULTIVARS IN FOCAL AREAS
40	BETULA POPULIFOLIA 'WHITESPIRE'	WHITESPIRE BIRCH	2' CAL.	CLUMP FORM
0	CARPINUS BETULUS	IRONWOOD	2' CAL.	
22	CARYA CORDIFORMIS	BITTERNUT HICKORY	3' CAL.	
20	CARYA OVATA	SHAGBARK HICKORY	3' CAL.	
10	CERCIDIPHYLLUM JAPONICUM	KATSURA TREE	3' CAL.	
10	GLEDITSIA TRIACANTHOS 'MORAIN'	MORAIN HONEY LOCUST	2' CAL.	
40	FRAXINUS PENNSYLVANICA 'PATMORE'	GREEN ASH	3' CAL.	
56	LARIX LARicina	AMERICAN LARCH	3' CAL.	
15	LIRIODENDRON TULIPIFERA	TULIP TREE	2' CAL.	
54	LIQUIDAMBAR STYRACIFLUA 'MORAIN'	SWEETGUM	3' CAL.	FOR (4) SPECIMEN TREES AT VILLAGE CORE - USE UNIFORM UPRIGHT FORM
47	NYSSA SYLVATICA	BLACK TUPELO	2' CAL.	MIX OF MULTI-TRUNK AND STANDARD TRUNK FORMS
17	OXYDENDRUM ARBOREUM	SOURWOOD	2' CAL.	
104	PICEA GLAUC	WHITE SPRUCE	3' CAL.	
114	PINUS STROBUS	EASTERN WHITE PINE	3' CAL.	
43	QUERCUS ALBA	WHITE OAK	3' CAL.	
104	QUERCUS BICOLOR	SWAMP WHITE OAK	3' CAL.	
131	QUERCUS COCCINEA	SCARLET OAK	3' CAL.	
0	QUERCUS MACROCARPA	BUR OAK	3' CAL.	
31	QUERCUS PALUSTRIS	PIN OAK	3' CAL.	
106	QUERCUS RUBRA 'MAXIMA'	RED OAK	3' CAL.	
20	SALIX NIGRA	BLACK WILLOW	2' CAL.	
42	SASSAFRAS ALBIDUM	SASSAFRAS	2' CAL.	
6	TILIA AMERICANA 'REDMOND'	REDMOND BASSWOOD	3' CAL.	
65	THUJA OCCIDENTALIS	EASTERN WHITE CEDAR	2' CAL.	



ORNAMENTAL TREES

NO. OF PLANTS	BOTANICAL NAME	COMMON NAME	SPEC. SIZE	NOTES
07	AMELANCHIER ARBOREA 'AUTUMN BRILIANCE'	DWARF SERVICEBERRY	1/2" CAL.	
56	AMELANCHIER CANADENSIS	SERVICEBERRY	1/2" CAL.	CLUMP FORM
0	AMELANCHIER LAEVIS	ALLEGHENY SERVICEBERRY	1/2" CAL.	MULTI STEM
27	CERCIS CANADENSIS 'ALBA'	WHITE BLOOMING EASTERN REDBUD	1/2" CAL.	
50	CHAEMAECYPARIS THYOIDES	ATLANTIC WHITE CYPRESS		
15	CORNUS KOUSA	KOUSA DOGWOOD	1/2" CAL.	
23	HAMAMELIS VIRGINIANA	COMMON WITCH HAZEL		
0	FRUNUS SERRULATA 'KHANZAN'	KHANZAN FLOWERING CHERRY		
6	STEWARTIA PSEUDOCAMELLIA	JAPANESE STEWARTIA	1/2" CAL.	



AMENITY AREAS - PLANT MIXES


MIX NAME	TOTAL SQ. FT.	BOTANICAL NAME	COMMON NAME	SPEC. SIZE	SPACING	NOTES
CELL A: LAWN SEED MIX	162,413	40% FESTUCA ARUNDINACEA 'SHENANDOACH II' 40% FESTUCA ARUNDINACEA 'FINELAHN ELITE' 10% LOLIUM PERENNE 'WIZARD' 10% LOLIUM PERENNE 'PENNANT II'	SHENANDOAH II TALL FESCUE FINELAHN TALL FESCUE WIZARD PERENNIAL RYEGRASS PENNANT II PERENNIAL RYEGRASS			
CELL B1: GARDEN BORDER	5,475	10% BUXUS 'GREEN GEM' 10% MISCANTHUS LITTLE GEM' 20% ROSE 'THE FAIRY' 20% GERANIUM 'ROZANNE' 20% PEROVSKIA SPP. 'RUSSIAN SAGE' 10% LEUCANTHEMUM SPP. 10% SAPONARIA OFFICINALIS 5% SEDUM SPURSUM	GREEN GEM BOXWOOD DWARF MAIDEN GRASS GROUNDCOVER ROSE GERANIUM RUSSIAN SAGE DWARF SHASTA DAISY SOAPWORT DRAGON'S BLOOD SEDUM	3 GAL 1 GAL 3 GAL 1 GAL 1 GAL 1 GAL 1 GAL 3.5' POTS	10' 10' 2' 10' 10' 10' 10' 12"	MAINTAIN BOXWOOD AS 10' HT. CLIPPED HEDGE AT BORDER
CELL B2: SWIM CLUB	2,716	30% RINUS AROMATIC 'GRO-LOW' 30% CLETHRA ALNIFOLIA 'CALEB' 40% VIBURNUM RHYTIDOPHYLLUM 'CREE'	GRO-LOW SUMAC VANILLA SPICE SUMMERSHEET GREE LEATHER LEAF VIBURNUM	1 GAL 3 GAL 5 GAL	6' 6' 6'	
CELL C: NATIVE GRASS/WILDFLOWER NATURAL MEADOW SLOPE SEED MIX	325,46	20% LOLIUM MULTIFLORUM 20% ANDROPOGON SCOPARIUS 20% ELYMUS CANADENSIS 10% SPOROBOLUS ASPER 10% ERCHMUS CILIATUS 10% AGROSTIS PERENNANS 5% RUDBECKIA HIRTA 3% ASTER PRENANTHOIDES 2% SOLIDAGO NEMORALIS	ANNUAL RYEGRASS LITTLE BLUESTEM CANADA WILD RYE ROUGH DROPSEED FRINGED BROME AUTUMN BLUEGRASS BLACK EYED SUSAN ZIZAG ASTER GRAY GOLDENROD			
CELL D: NATURALIZED WOODLAND BORDER	33,310	20% NATIVE FERNS 10% HAMAMELIS VIRGINIANA 15% AMELANCHIER LAEVIS 15% AESCULUS PARVIFOLIA 15% ILEX VERTICILLATA 'WINTER RED' 15% VIBURNUM RHYTIDOPHYLLUM 'CREE' 20% ARCTOSTAPHYLOS UVA-URSI MASSACHUSETTS	NATIVE FERNS WITCHHAZEL SERVICEBERRY BOTTLEBRUSH BUCKEYE WINTER RED WINTERBERRY HOLLY GREE LEATHER LEAF VIBURNUM MASSACHUSETTS KINNICKINICK	3' 4' 4' 3' 4' 3' 1 GAL	5' 7' 5' 5' 5' 2	MIX VARIETIES IN GROUPS OF 3, 5, 7
CELL E1: CONDO GARDEN ZONES - SOUTH AND WEST EXPOSURES	20,441	20% ARCTOSTAPHYLOS UVA-URSI 20% VIBURNUM OPULUS NANUM 20% SPIRAEA X BIMALDA 'DARTS RED' 15% CLETHRA ALNIFOLIA 'HUMMINGBIRD' 15% CORNUS ALBA 'RED GEM' 10% ILEX GLABRA 'SHAMROCK'	KINNICKINICK NANUMNANNYBERRY DARTS RED SPIRAEA SWEET PEPPERBUSH RED GEM TATARIAN DOGWOOD INKBERRY	6' POT 3 GAL 3 GAL 3 GAL 3 GAL 5 GAL	2' 3' 4' 4' 4'	USE INKBERRY AS FOUNDATION PLANTING AT CONDOS
CELL E2: CONDO GARDEN ZONES - NORTH AND EAST EXPOSURES	21,956	20% PACHYSANDRA TERMINALIS 20% VIBURNUM OPULUS NANUM 15% HYDRANGEA QUERCIFOLIA 'PEE WEE' 15% RHODODENDRON P.J.M. 10% ILEX GLABRA 'SHAMROCK'	PACHYSANDRA NANUMNANNYBERRY DWARF LEOCOTHOE DWARF OAKLEAF HYDRANGEA P.J.M. RHODODENDRON INKBERRY	6' POT 3 GAL 3 GAL 3 GAL 3 GAL 5 GAL	2' 3' 4' 4' 4'	USE INKBERRY AND RHODODENDRON AS FOUNDATION PLANTING AT CONDOS
CELL F: GROUNDPLANE AT VILLAGE GREEN	32,071	RHUS GRO-LOW NATIVE FERNS MERTENSIA VIRGINICA BULBS	GRO-LOW SUMAC NATIVE FERNS BLUEBELLS BULBS	1 GAL 1 GAL LINERS BULB	6' AS REQ. LINERS BULB	INTERMITTENT SHADTS OF BULBS ALONG INNER-OVAL TREE LINE. MASSINGS OF BLUEBELLS IN OPEN AREAS ALONG PATHS THAT RADIATE FROM OVAL. FERNS AND SUMAC AS GROUND COVER THAT WILL FILL IN OVER TIME.
CELL G: PARKING SCREEN SHRUBS	0,360	15% PICEA GLAUC 'CONICA' 30% VIBURNUM DENTATUM 'CHRISTOM' 45% VIBURNUM RHYTIDOPHYLLUM 'CREE'	DWARF WHITE SPRUCE BLUE MUFFIN VIBURNUM GREE LEATHER LEAF VIBURNUM	7 GAL 5 GAL 5 GAL	5' 4' 6'	USE NATURAL (NOT CLIPPED) FORM FOR PICEA GLAUC 'CONICA'; NOTE: MIX VARIETIES IN GROUPS OF 7-4 PLANTS
CELL H: FRONT OF CLUBHOUSE AT FOUNDATION	2,734	10% CORNUS KOUSA DWARF CULTIVAR 20% VIBURNUM OPULUS NANUM 20% HYDRANGEA QUERCIFOLIA 'PEE WEE' 20% OSMUNDA REGALIS 20% SPIREA 'ANTHONY WATERER' 10% LIRIOPE SPICATA	DWARF KOUSA DOGWOOD NANUMNANNYBERRY PEE WEE HYDRANGEA AMERICAN ROYAL FERN 'ANTHONY WATERER' SPIREA LILYTURF	5 GAL 1 GAL 1 GAL 1 GAL 3 GAL 1 GAL	5' 3' 3' 3' 4' 16'	
CELL I: GOLF TRANSITION	27,257	10% MYRICA PENNSYLVANICA 15% RHUS TYPHINA 'BAIL TIGER' 15% VIBURNUM DENTATUM 'MOONGLOW' OR SIM.	NORTHERN BAYBERRY TIGER EYES SUMAC ARROWWOOD VIBURNUM	5 GAL 5 GAL 5 GAL	5' 8' 8'	LARGE MASSINGS OF BAYBERRY WITH ACCENT GROUPINGS OF SUMAC AND VIBURNUM IN 3, 5, OR 7 PLANTS
CONDO AUTOCOURT PLANTING	5,471	RHUS GRO-LOW NATIVE FERNS	GRO-LOW SUMAC NATIVE FERNS	1 GAL 1 GAL	6' AS REQ.	

NOTE: PLANTING QUANTITIES ARE FOR REFERENCE ONLY. IT IS THE RESPONSIBILITY OF THE CONTRACTOR TO VERIFY ALL PLANT QUANTITIES FROM SYMBOLS/HATCHES SHOWN ON PLANTING PLANS. ANY SUBSTITUTIONS/ADDITIONS/SUBTRACTIONS OF PLANT MATERIAL IS TO BE APPROVED BY THE LANDSCAPE ARCHITECT IN WRITING ONLY. VERBAL SUBSTITUTIONS/ADDITIONS/SUBTRACTIONS ARE NOT ACCEPTABLE.

**ABBREVIATIONS:**  
CAL. = CALIPER  
GAL. = GALLON

AMENITY AREAS - PLANT MIXES

MIX NAME	TOTAL SQ. FT.	BOTANICAL NAME	COMMON NAME	SPEC. SIZE	SPACING	NOTES
INFORMAL EVERGREEN HEDGE @ ACTIVITY BARN POOL FENCE	5381	VIBURNUM PRAGENSE HYPERICUM KALMIANUM AESCULUS PARVIFLORA	PRAGUE VIBURNUM KALM'S ST. JOHN'S WORT BOTTLEBRUSH BUCKEYE	4' 5 GAL 3'	5' 2'-6" 0'	MASSING OF 7-15 PLANTS MASSING OF 7-15 PLANTS MASSINGS OF 3-7 PLANTS
FORMAL EVERGREEN HEDGE (TALL)	6765	BUXUS MICROPHYLLA KOREANA 'WINTER GEM'	WINTER GEM BOXWOOD	4'-5'	4'	MAINTAIN AS CLIPPED HEDGE; 4' HT. AT ACTIVITY BARN AND SALES CENTER, 6' HT. AT VILLAGE CORE
FORMAL EVERGREEN HEDGE (SHORT)	1430	ILEX GLABRA 'SHAMROCK'	INKBERRY	2.5'-3'	3'	
ORNAMENTAL LAYERED PLANTING AREA SHRUB/GROUNDCOVER MIX @ ACTIVITY BARN	1634	AMELANCHIER CANADENSIS 'PRINCE WILLIAM' AMELANCHIER CANADENSIS 'PRINCE WILLIAM' CLETHRA ALNIFOLIA HELLEBORUS HYDRANGEA ARBORESCENS ILEX GLABRA 'SHAMROCK' LIRIOPE SPIRAEA X BIMALDA 'DARTS RED' NATIVE FERNS	SERVICE BERRY SERVICE BERRY SUMMER SWEET HELLEBORUS HYDRANGEA INKBERRY LIRIOPE DARTS RED SPIRAEA DARTS RED SPIRAEA	5 GAL 5 GAL 5 GAL 5 GAL 5 GAL 5 GAL	10' 10' 5' 5' 4' 3' 3'	USE AS FOCAL ACCENT USE AS FOCAL ACCENT MASSINGS OF 7-4 PLANTS USE AS GROUNDCOVER IN SHADY AREAS USE IN FOCAL AREAS WITHIN POOL GATE ONLY USE AT BUILDING FOUNDATION MASSINGS OF 7-4 PLANTS USE IN SHADY AREAS
NATIVE LAWN SEED MIX	160,036	AGROSTIS PERENNANS FESTUCA RUBRA FESTUCA OVINA	AUTUMN BENT GRASS CREEPING RED FESCUE SHEEP FESCUE			NATIVE, CHOSEN FOR LOW HEIGHT, MINIMAL MOVING REQUIRED CHOSEN FOR LOW HEIGHT, MINIMAL MOVING REQUIRED CHOSEN FOR LOW HEIGHT, MINIMAL MOVING REQUIRED
GRASSY SLOPE - 3' HT MIX OF MEADOW GRASSES	25116	SCHIZACHYRIUM SCOPARIUM ELYMUS VIRGINICUS SORGHASTRUM NUTANS FESTUCA RUBRA PANICUM VIRGATUM	LITTLE BLUESTEM VIRGINIA WILD RYE INDIAN GRASS CREEPING RED FESCUE SWITCH GRASS			
COURT YARD PLANTING	256	SEASONAL PLANTINGS				ROTATE PLANTINGS FOR SEASONAL INTEREST



HART HOWERTON  
100 Erie Ave., Suite 200, New York, NY 10016  
Tel: 212.468.5431 Fax: 212.468.1748  
Email: NY@hrtow.com

NOT FOR CONSTRUCTION

SILO RIDGE  
PHASE 1 SITE PLAN SUBMISSION  
Armenia, New York  
Dutchess County

DATE: 03/05/2014  
ISSUE: 01 SITE PLAN

NO.	DATE	ISSUE
1		ISSUE

DRAWING NO.:  
PLANTING SCHEDULE

PROJECT #: 13-507  
DRAWN BY: JZ  
CHECKED BY: SIB  
DRAWING NO.: L3.10