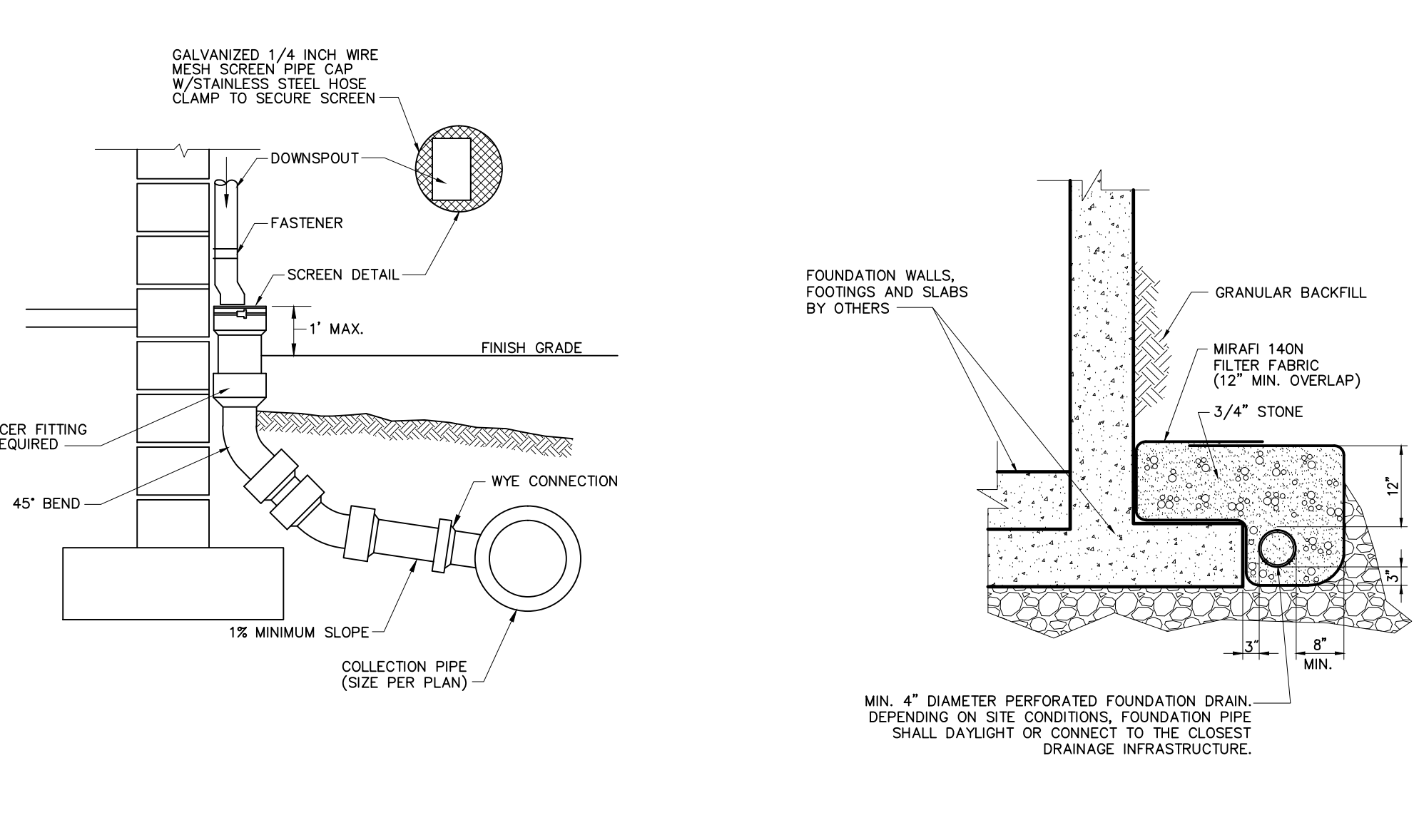
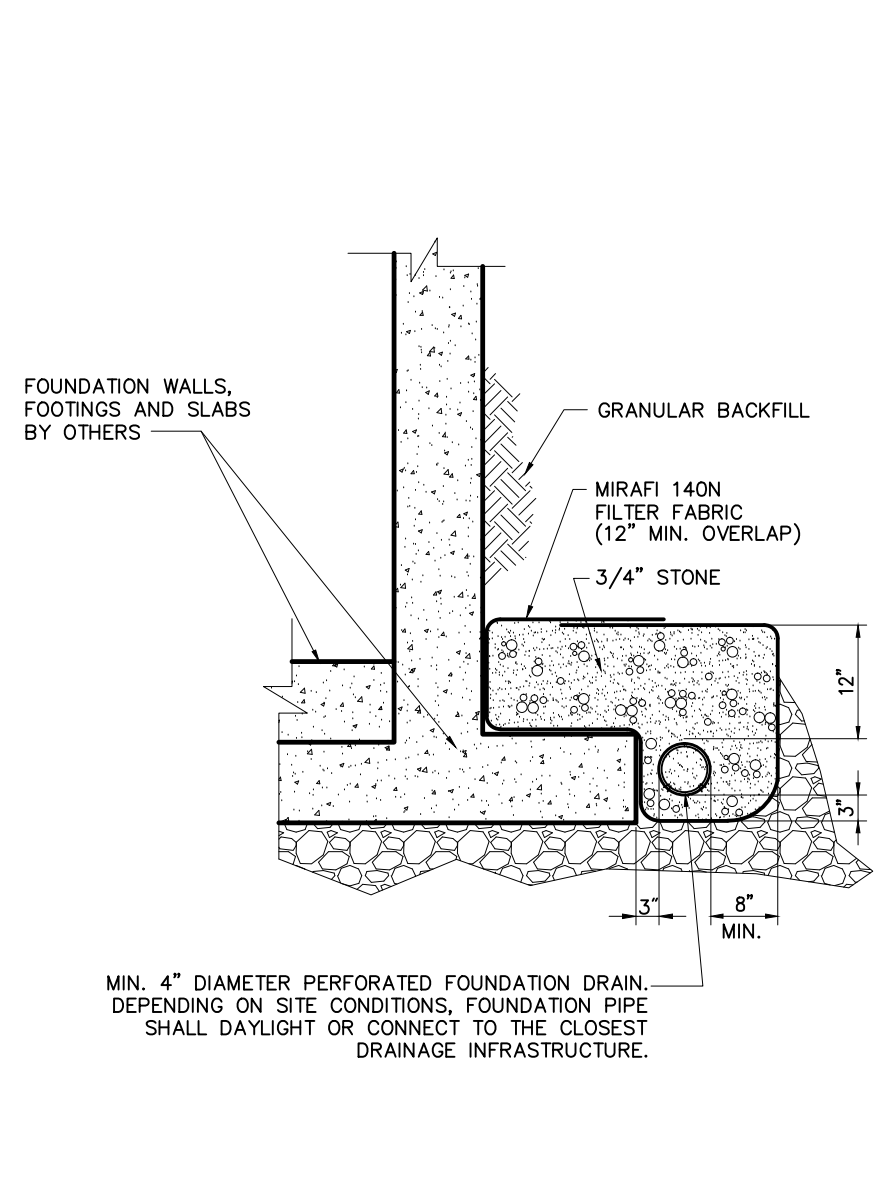


Sheet Friday, June 27, 2014 1:35:07 PM

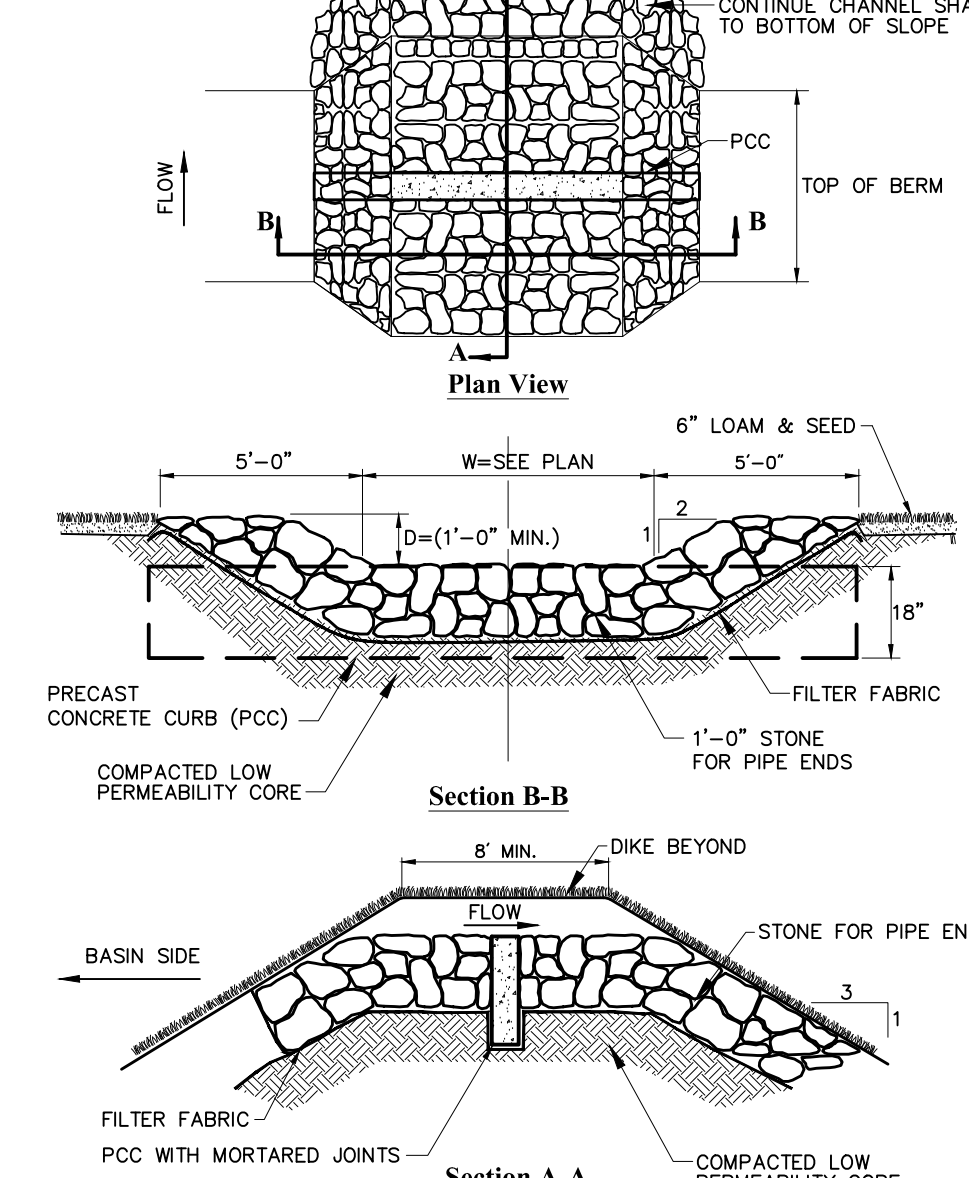
Downspout Rain Leader
N.T.S. Source: VHB
REV 10_159



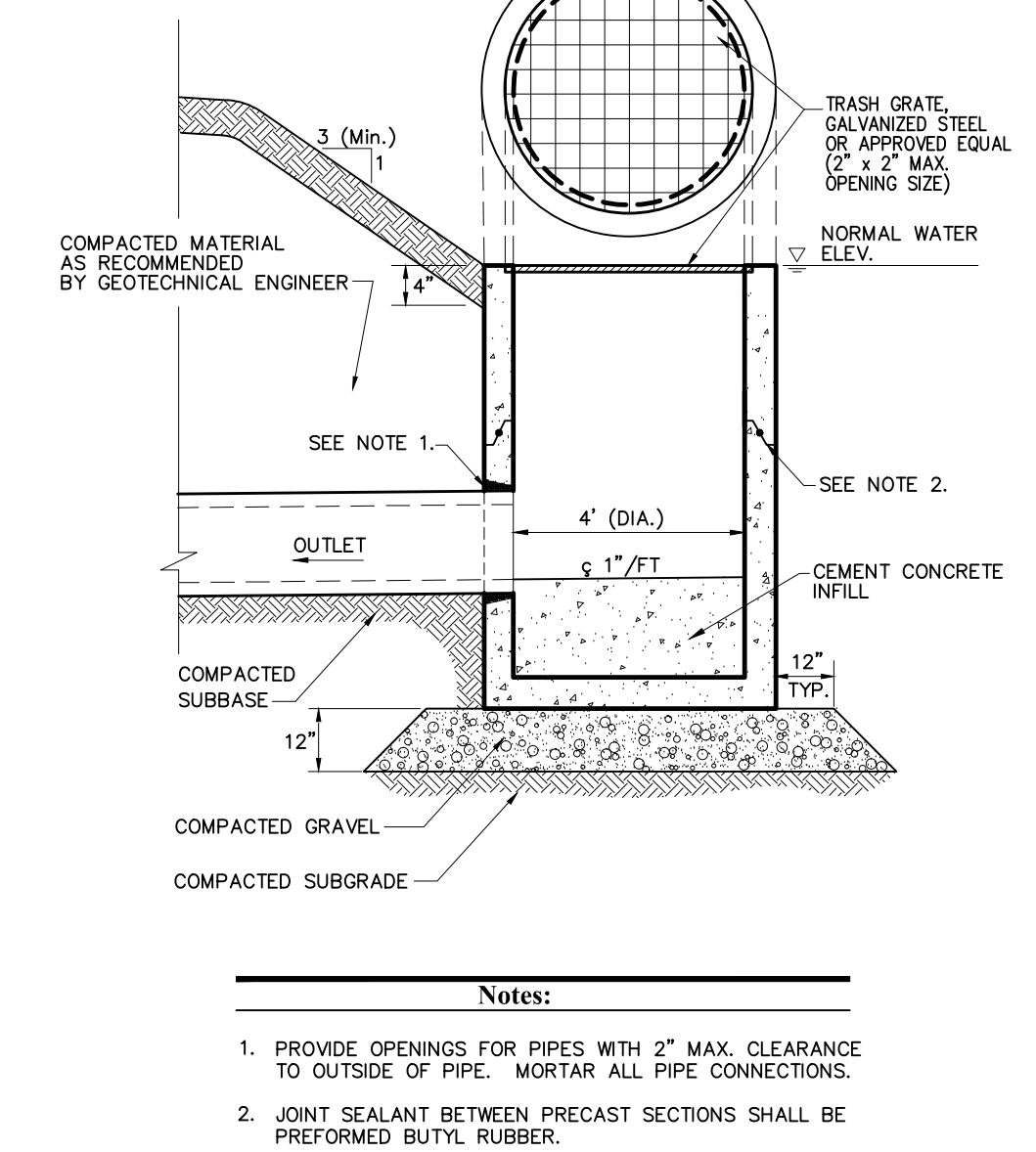
Foundation Drain
N.T.S. Source: VHB
REV 10_159



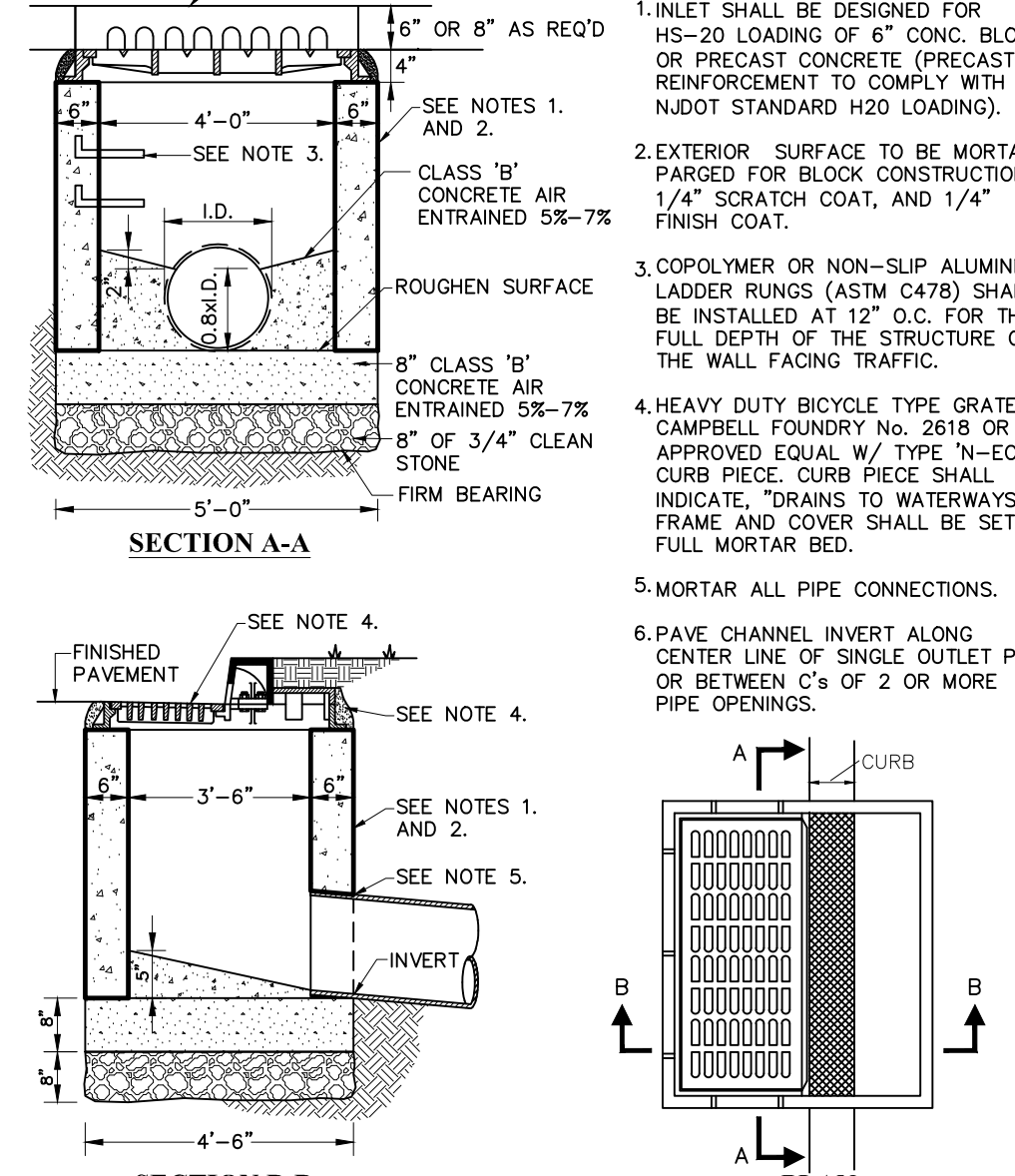
Overflow Weir Swale
N.T.S. Source: VHB
REV 10_161



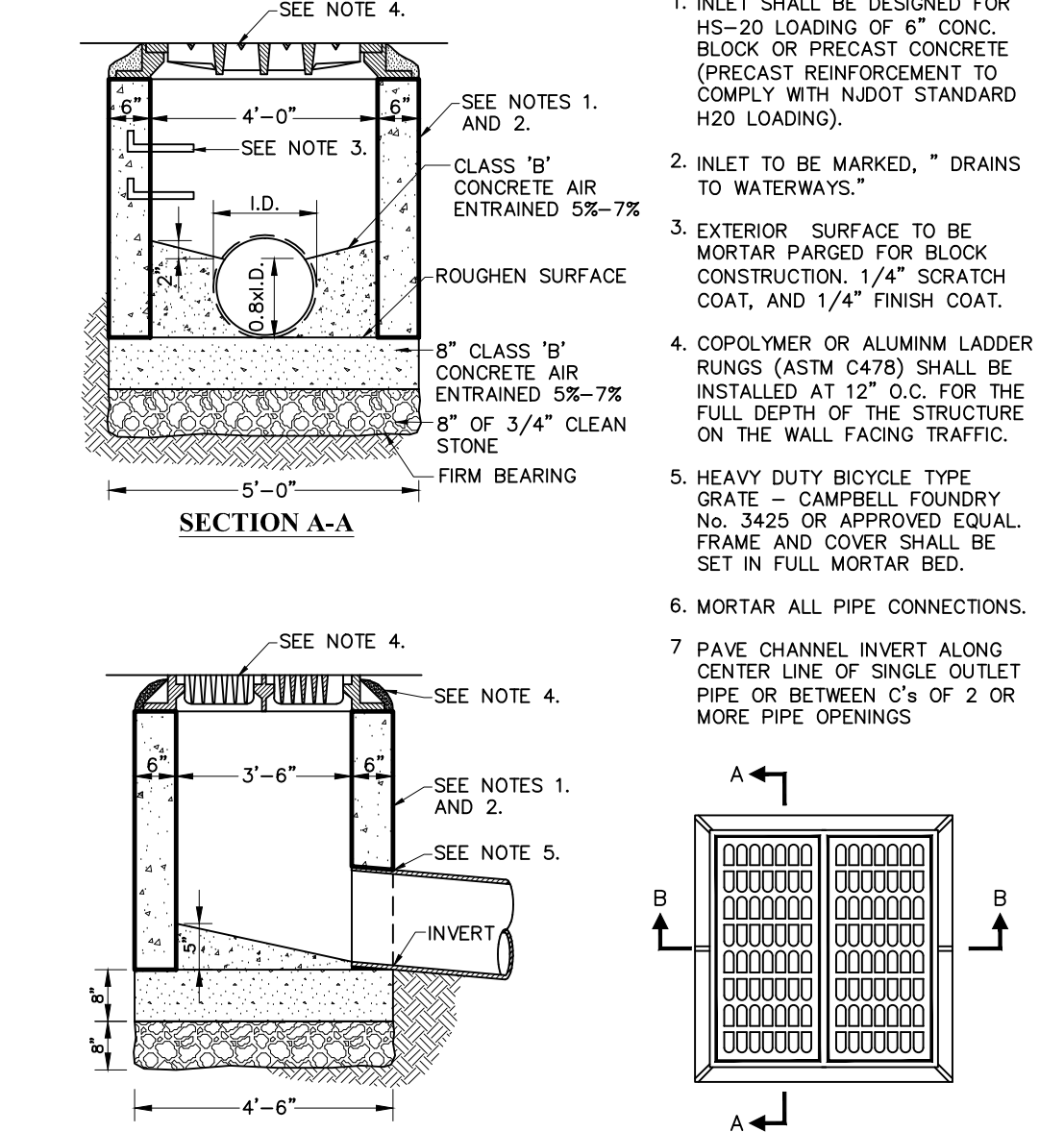
Pond Outlet Control (POC)
N.T.S. Source: VHB
REV 10_163




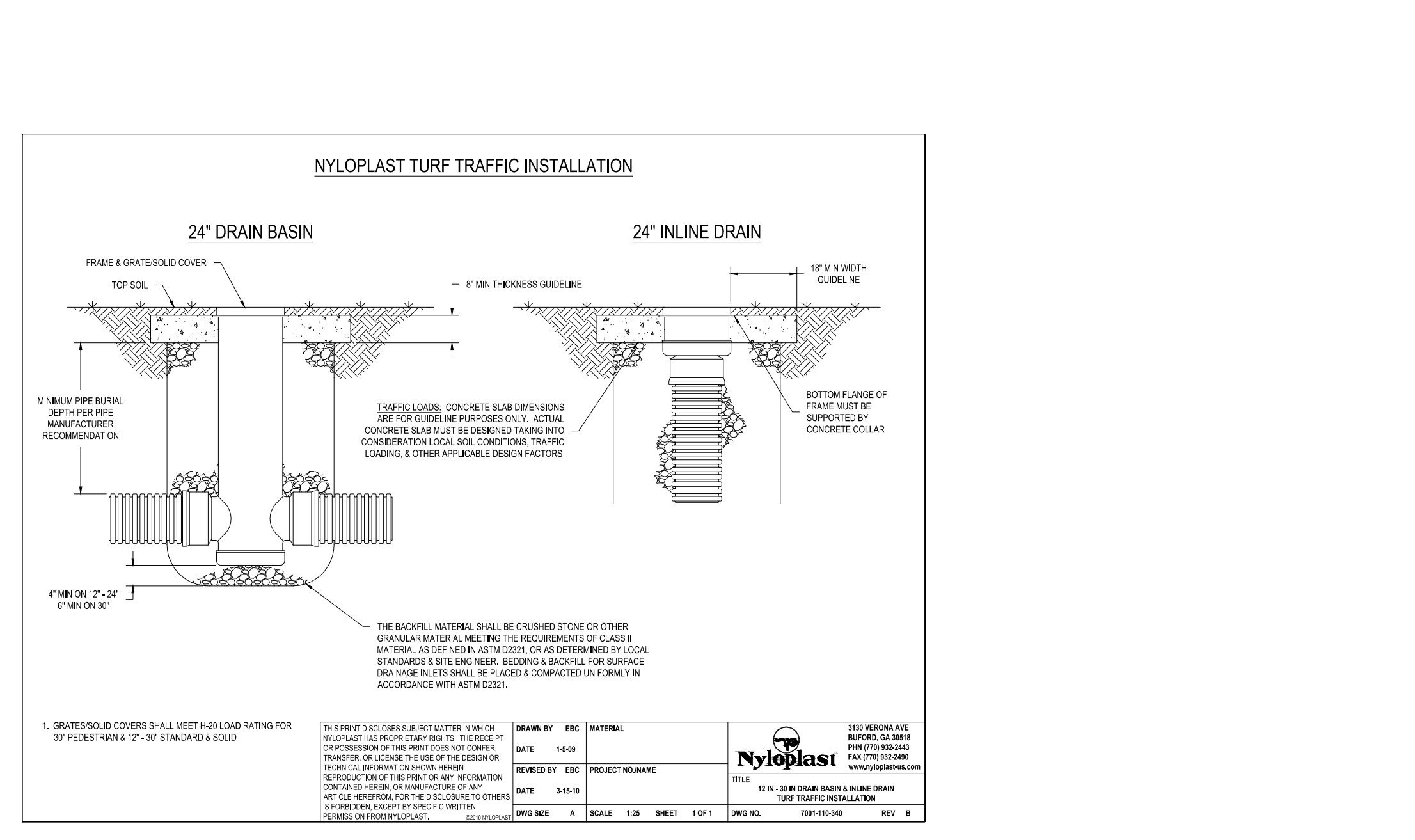
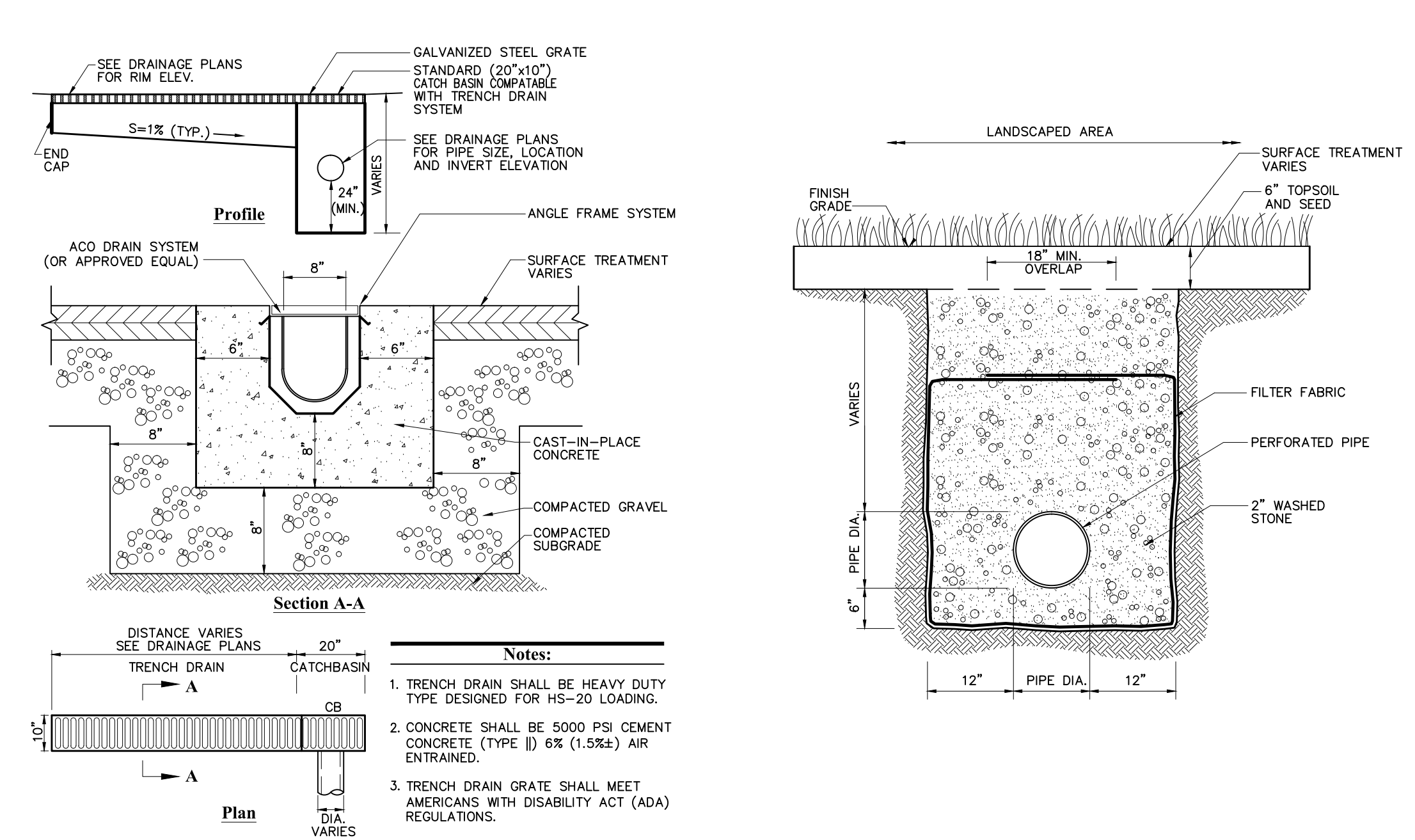
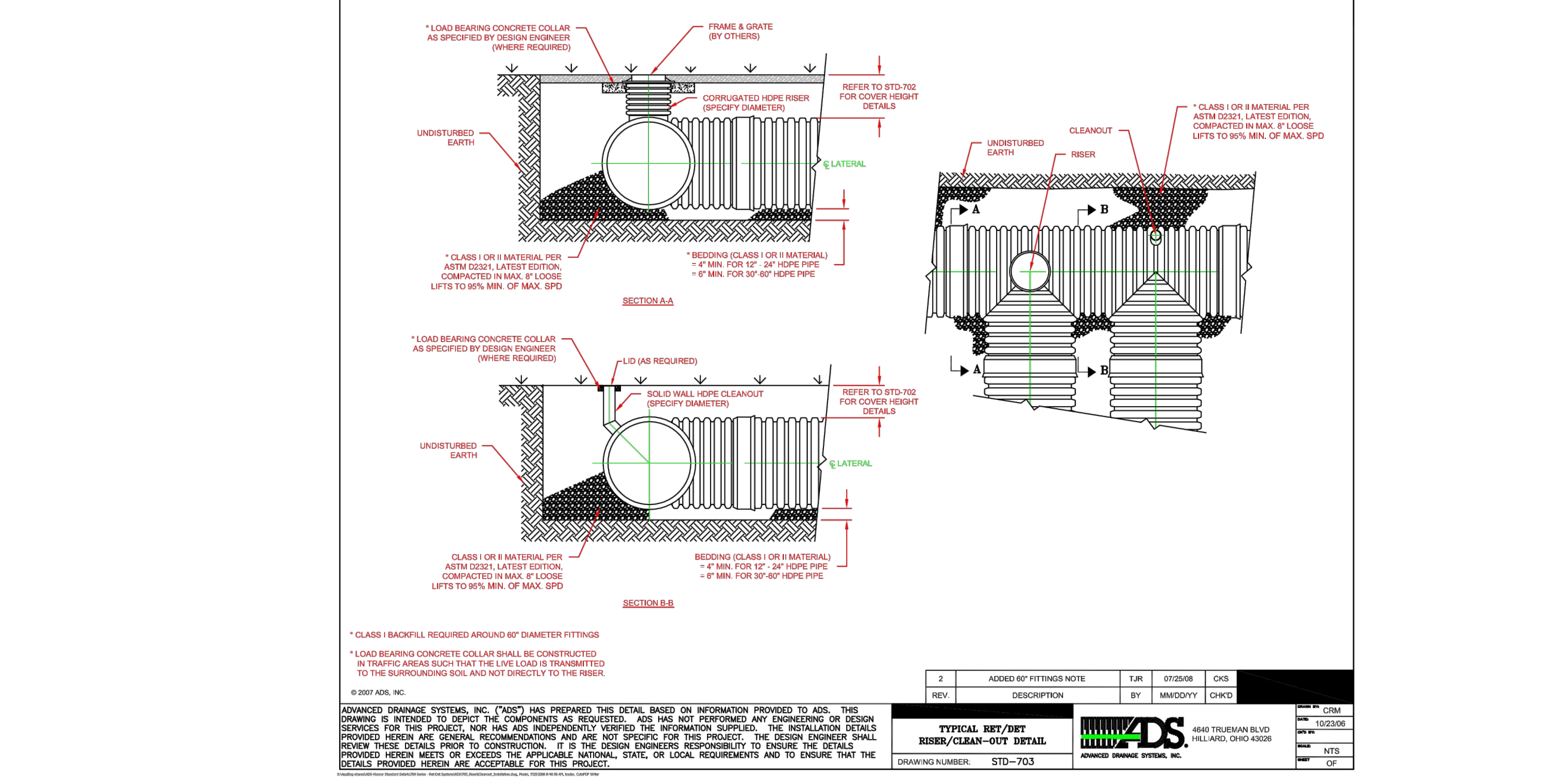
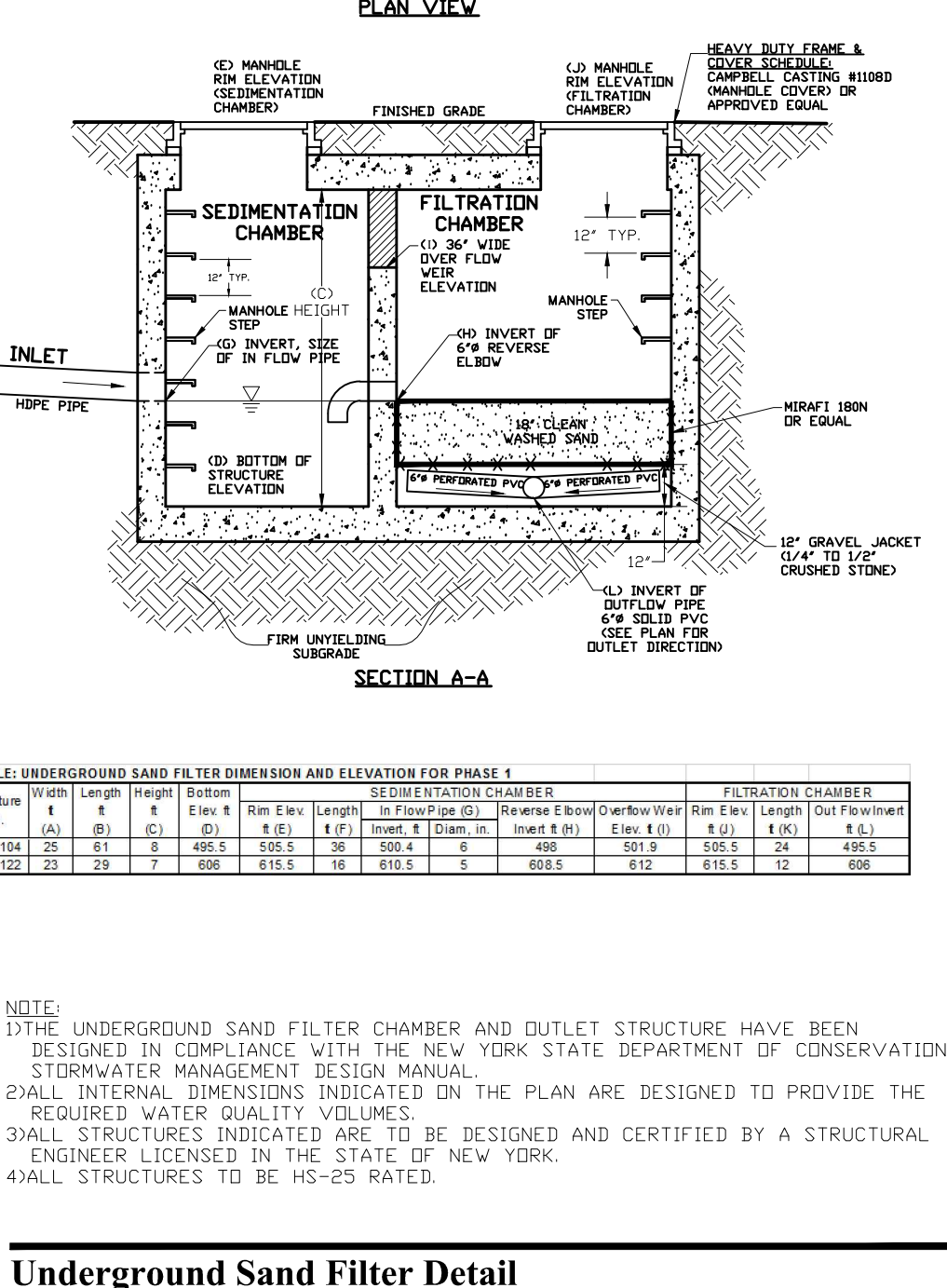
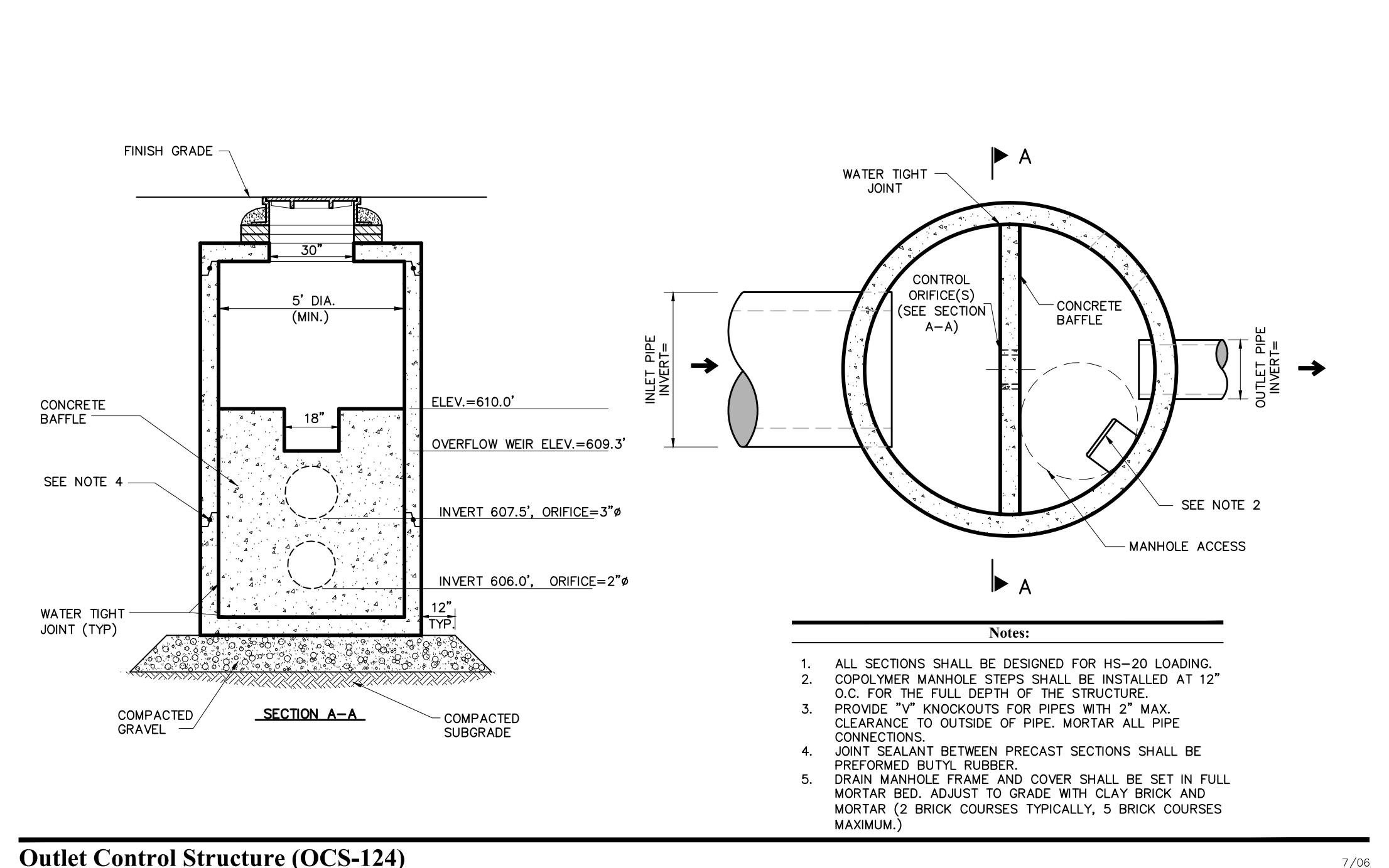
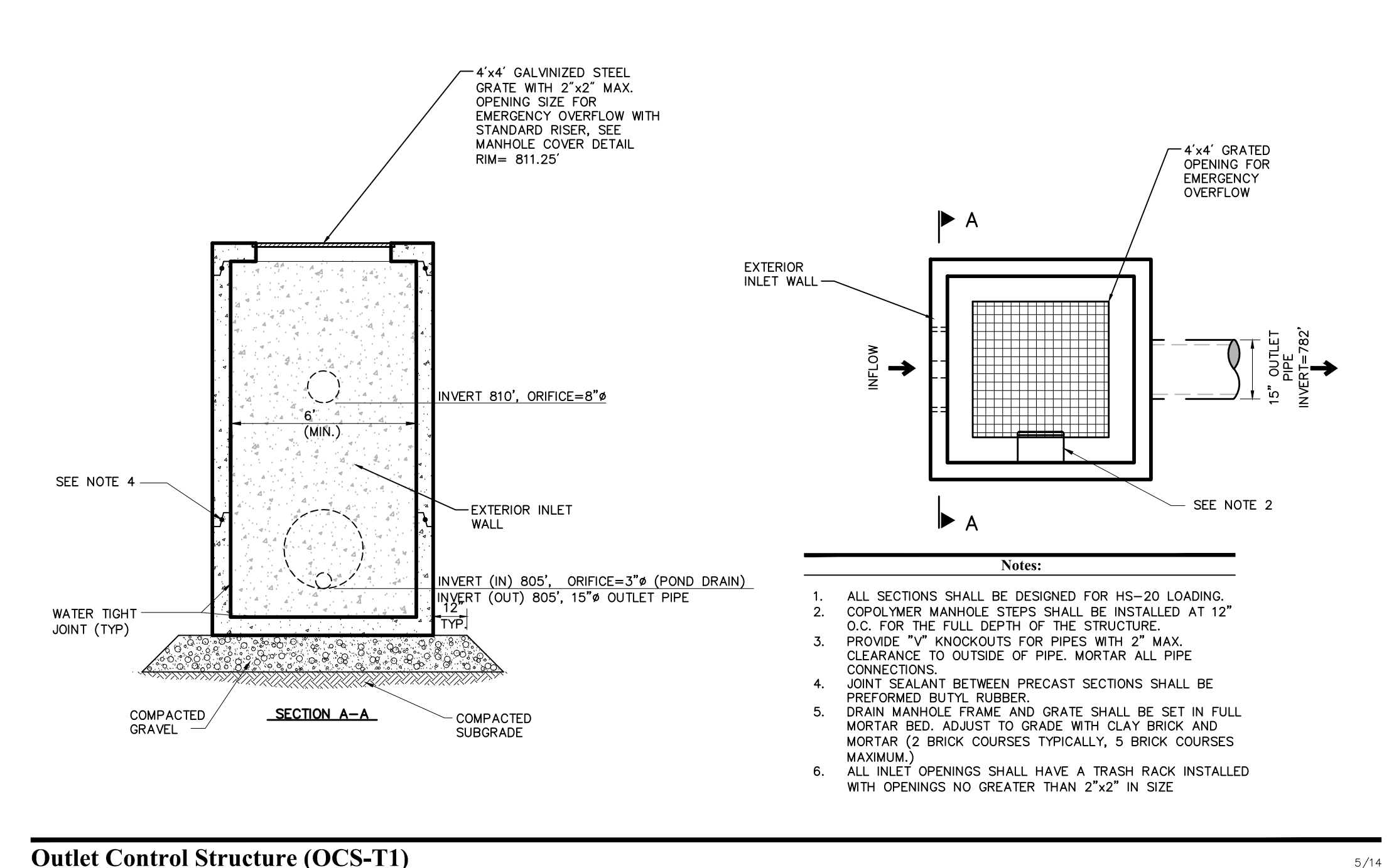
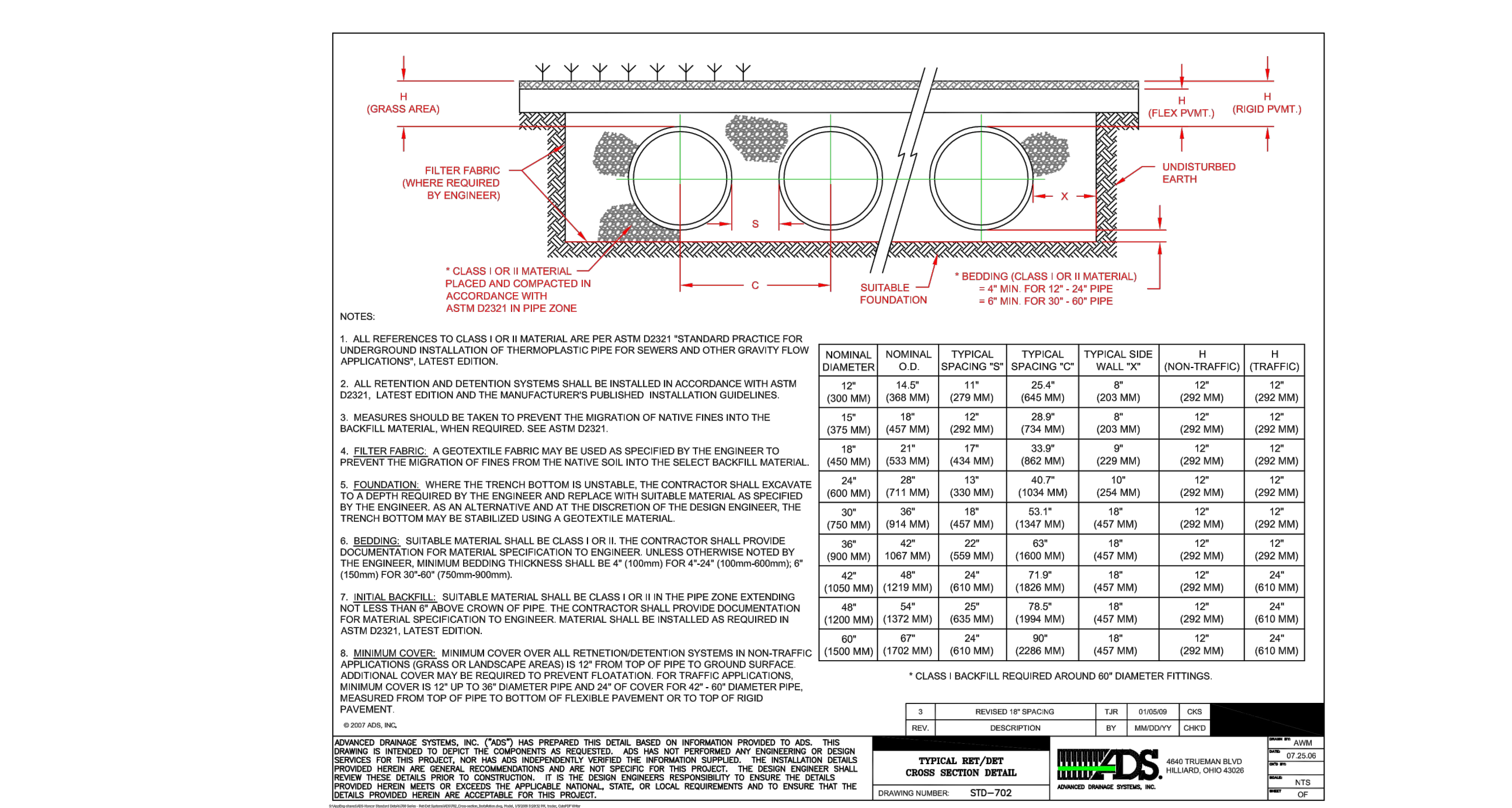
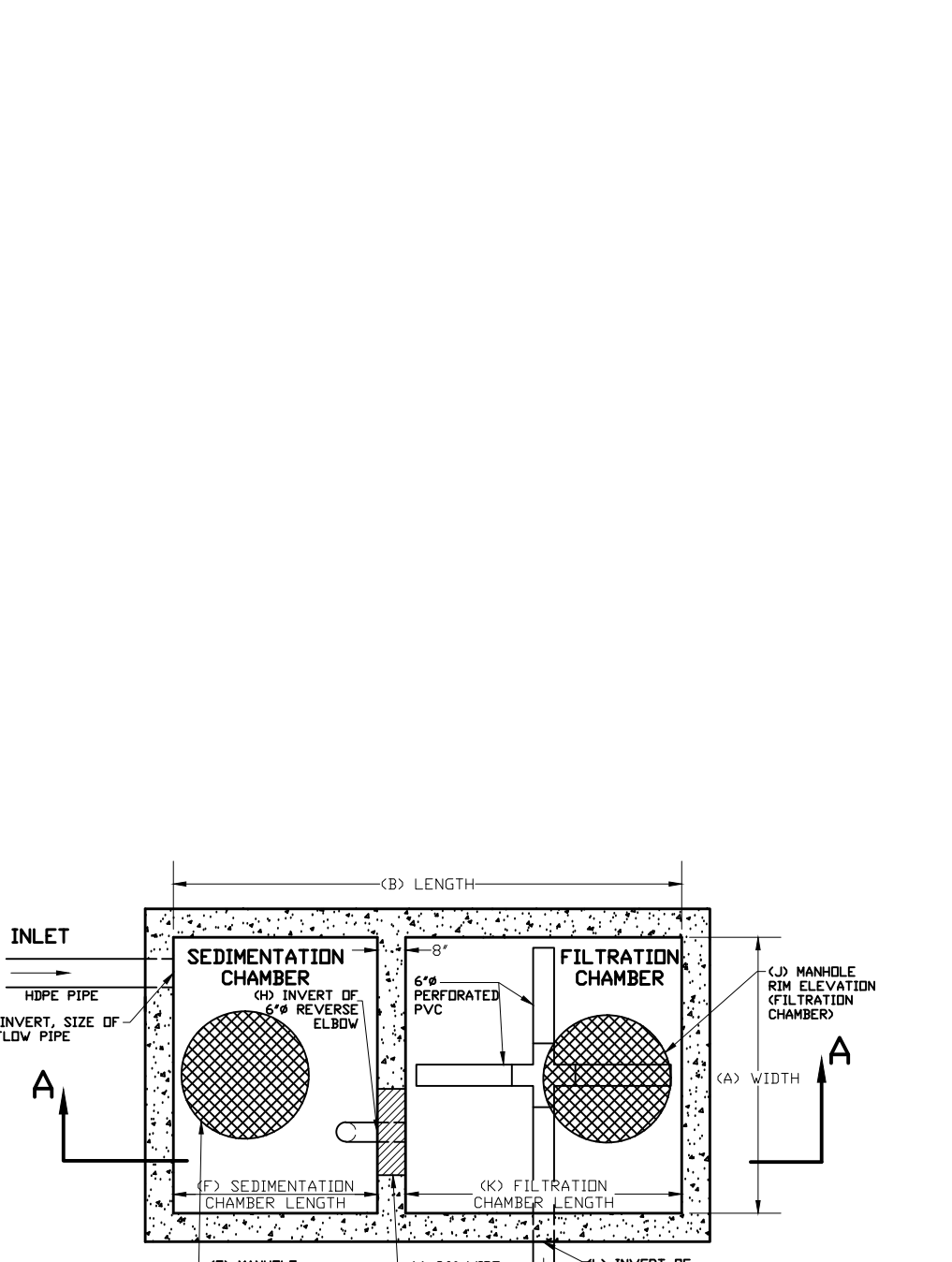
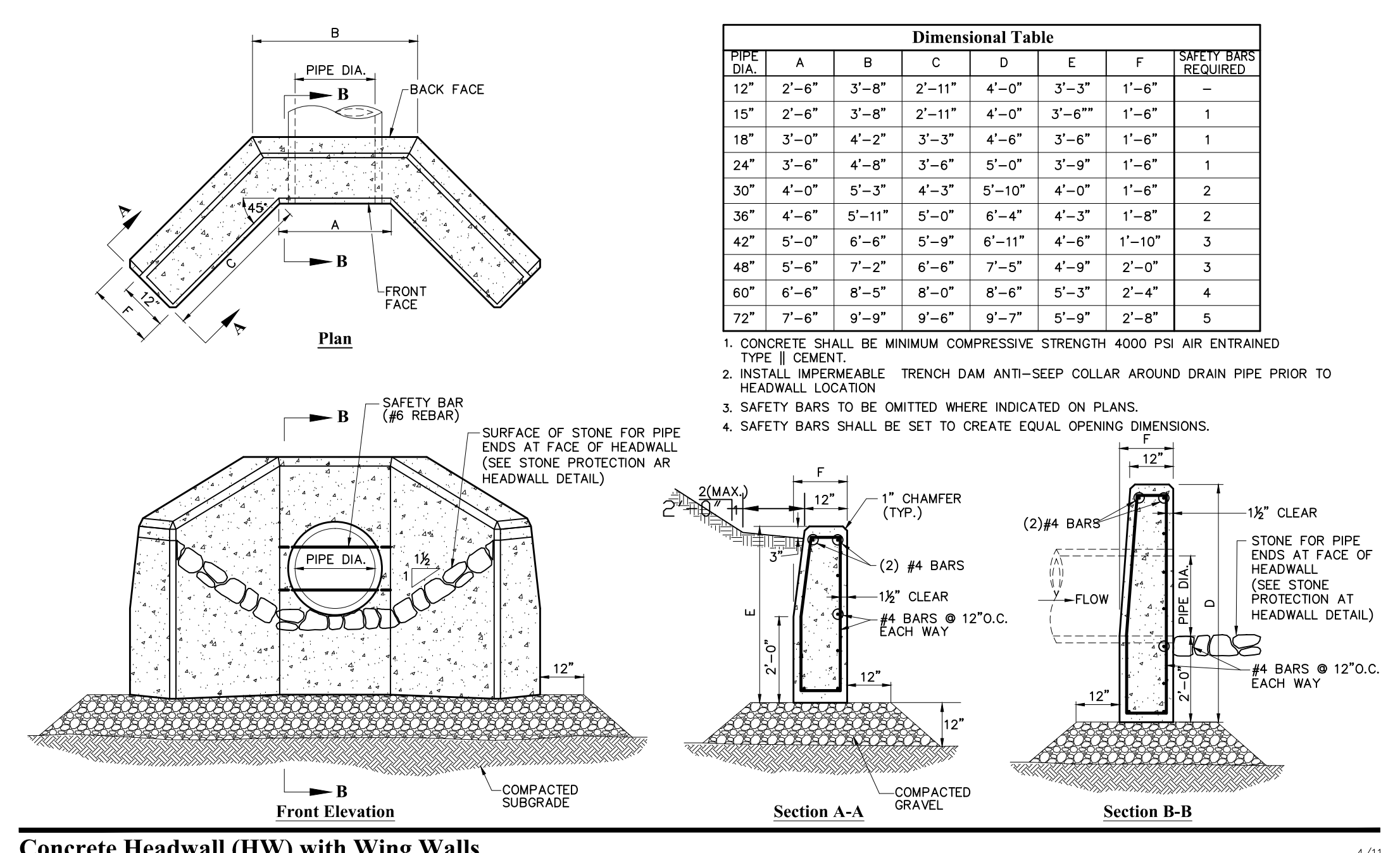
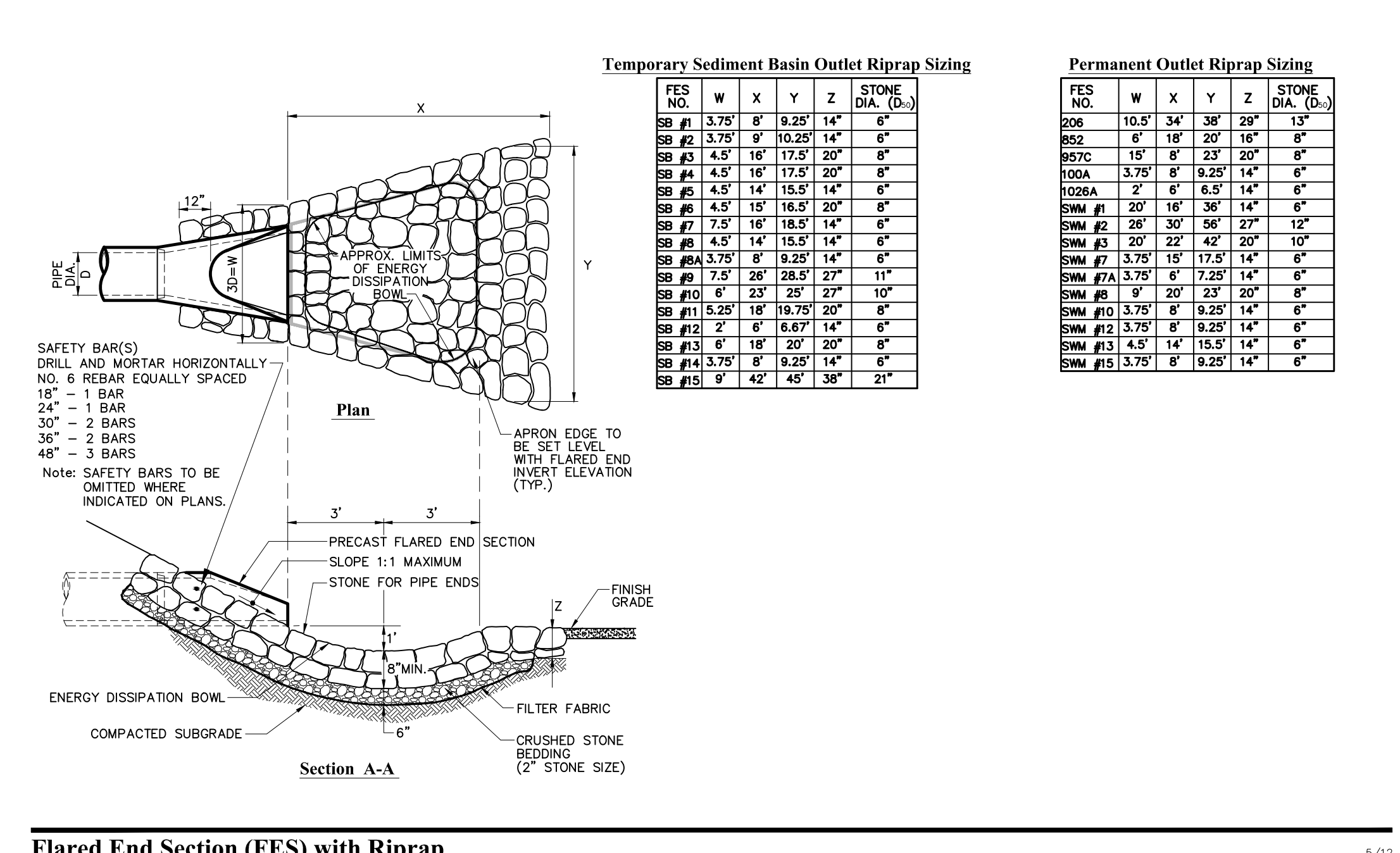
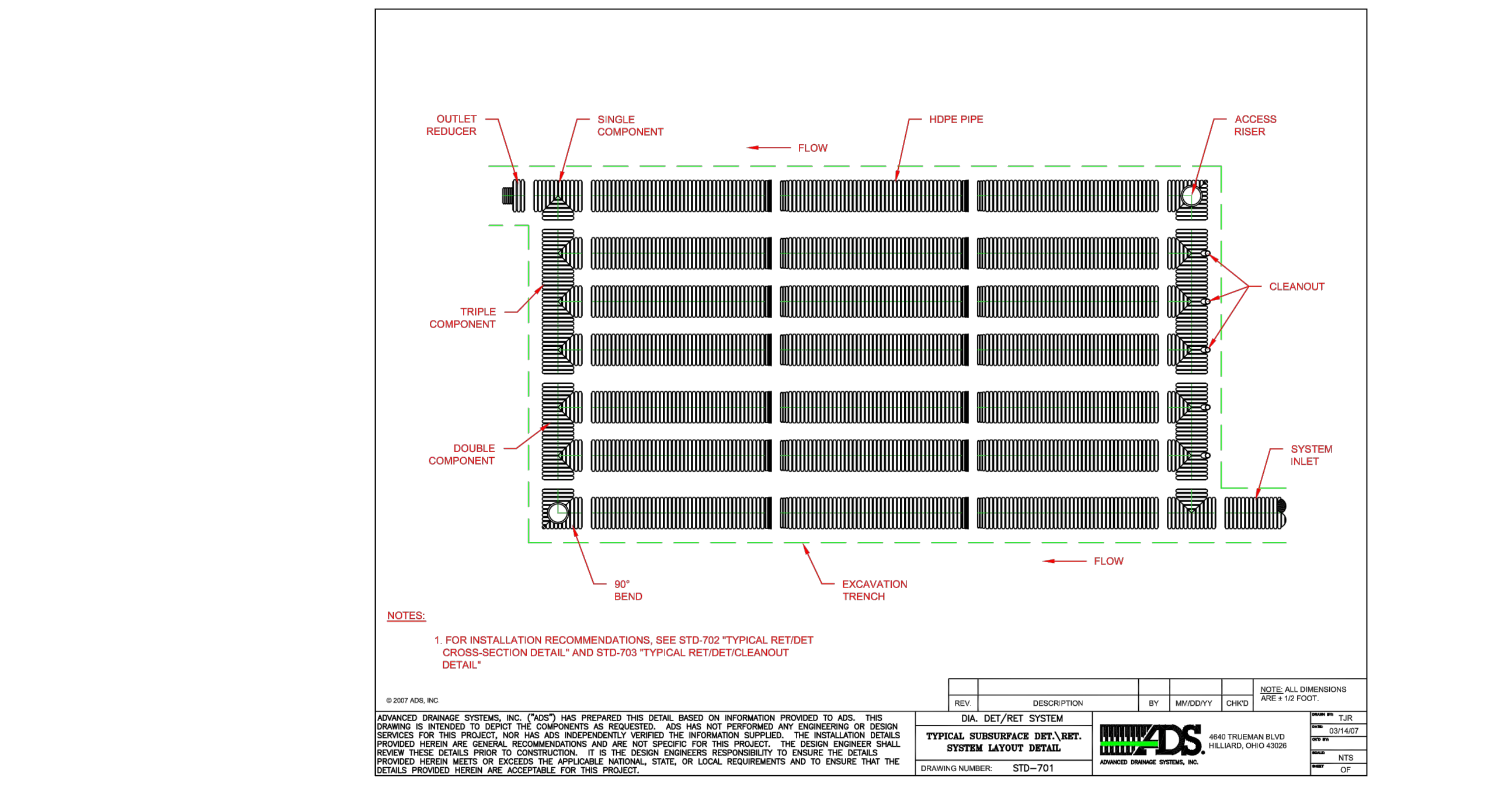
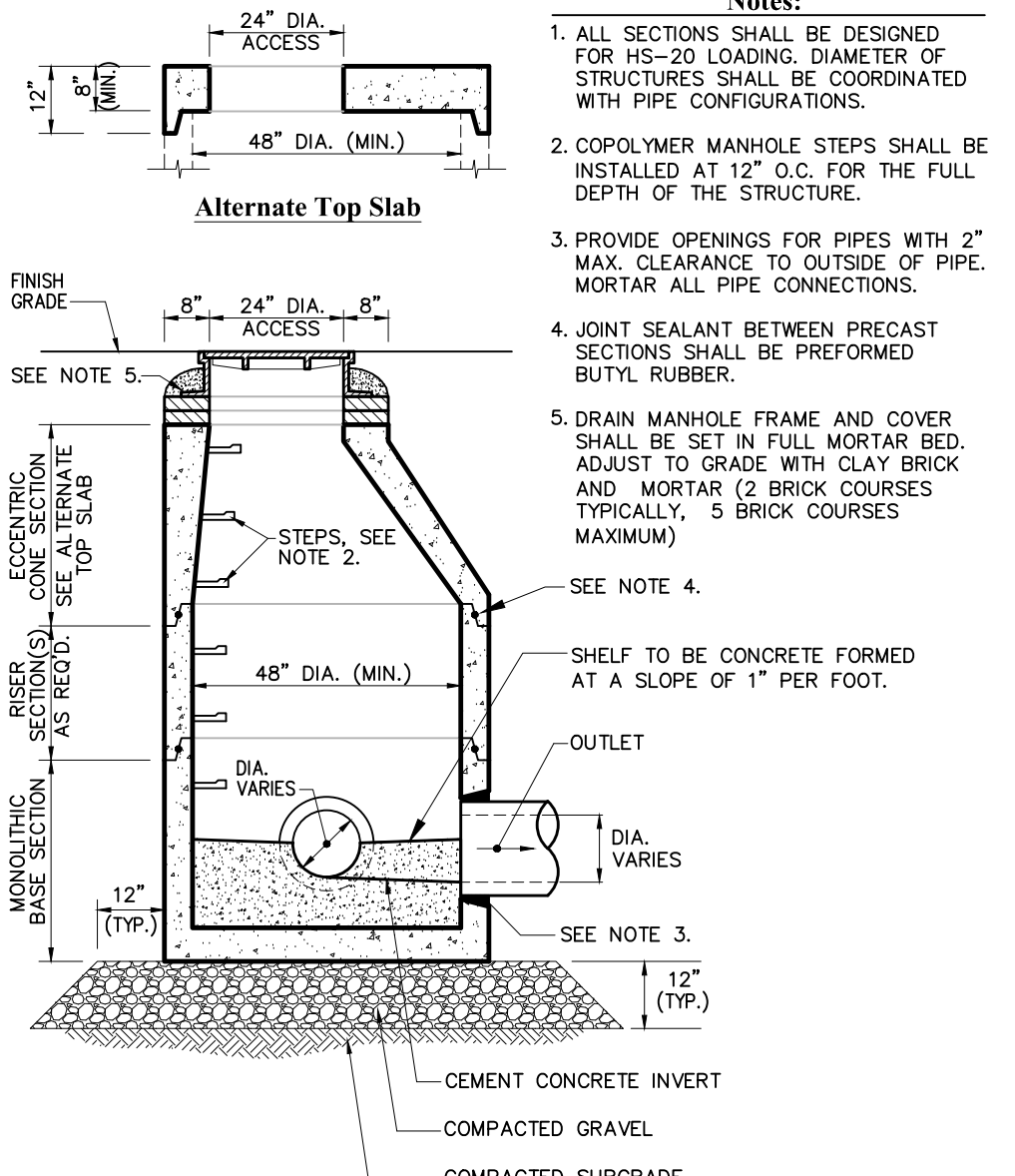
Curb Inlet (CI)
N.T.S. Source: VHB
REV 10_163



Field Inlet (FI)
N.T.S. Source: VHB
REV 10_163



Drain Manhole (DMH)
N.T.S. Source: VHB
REV 10_119



Underground Pipe Detention Structure for Wastewater Treatment Plant (DET-123)
N.T.S. Source: ADS
REV 10_159

Trench Drain (Type A)
N.T.S. Source: VHB
REV 10_130-A

Underdrain (UD)
N.T.S. Source: VHB
REV 10_154

Yard Inlet Details
N.T.S. Source: VHB
REV 10_163

Underground Sand Filter Detail
N.T.S. Source: VHB
REV 10_119

OWNER:
Silo Ridge Ventures, LLC
5021 Route 44
Amenia, New York 12501
845.373.8020

ARCHITECTS, PLANNERS, LANDSCAPE ARCHITECTS:
HART | HOWERTON
10 East 40th Street New York, NY 10016
Tel: 212.683.5631 Fax: 212.481.3768
E-mail: NY@hart-howerton.com

GOLF COURSE DESIGNERS:
FAZIO DESIGN
401 N. Main St., Ste. 400
Hendersonville, North Carolina 28792
828.693.0052 • FAX 828.693.0071

ENVIRONMENTAL PLANNING & CIVIL ENGINEERING:
VHB
Engineering, Surveying & Landscape Architecture, PC
Planning
Transportation
Land Development
Environmental Services
50 Main Street, Suite 360
White Plains, New York 10606
914.467.6600 • FAX 914.761.3759

WASTEWATER AND WATER DESIGN:
CEDARWOOD ENGINEERING SERVICES, PLLC
8-12 Dues St., Suite 303
Oswego, NY 14027
248 Main St., PO Box 203
North Creek, NY 518.251.5160

PROJECT SURVEYOR:
Kirk K. Horton, Land Surveyor
NYS License No. 049954
9 Broadway
Amenia, New York 12501
845.373.7809

1 PER TOWN COMMENTS
6/19/14
CAD checked by MB
Approved by ACC
Date As Shown
March 3, 2014

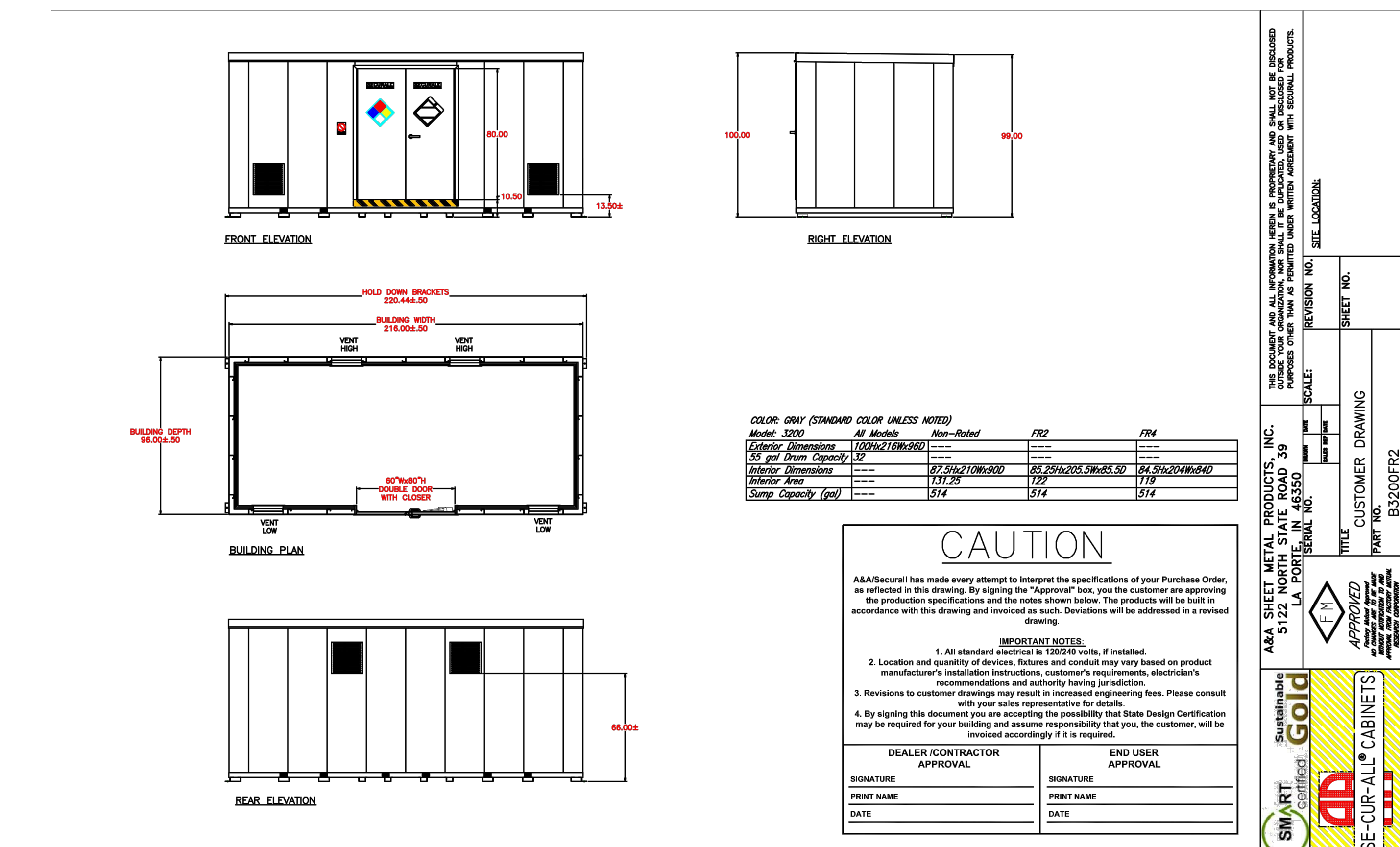
Silo Ridge Resort Community
4651 Route 22
Amenia, New York

Site Plan - Phase 1
Not Issued for Construction

Civil Site Details 2

Sheet 135 of 135
Project Number 29011.00

2011.00-PT_01.dwg



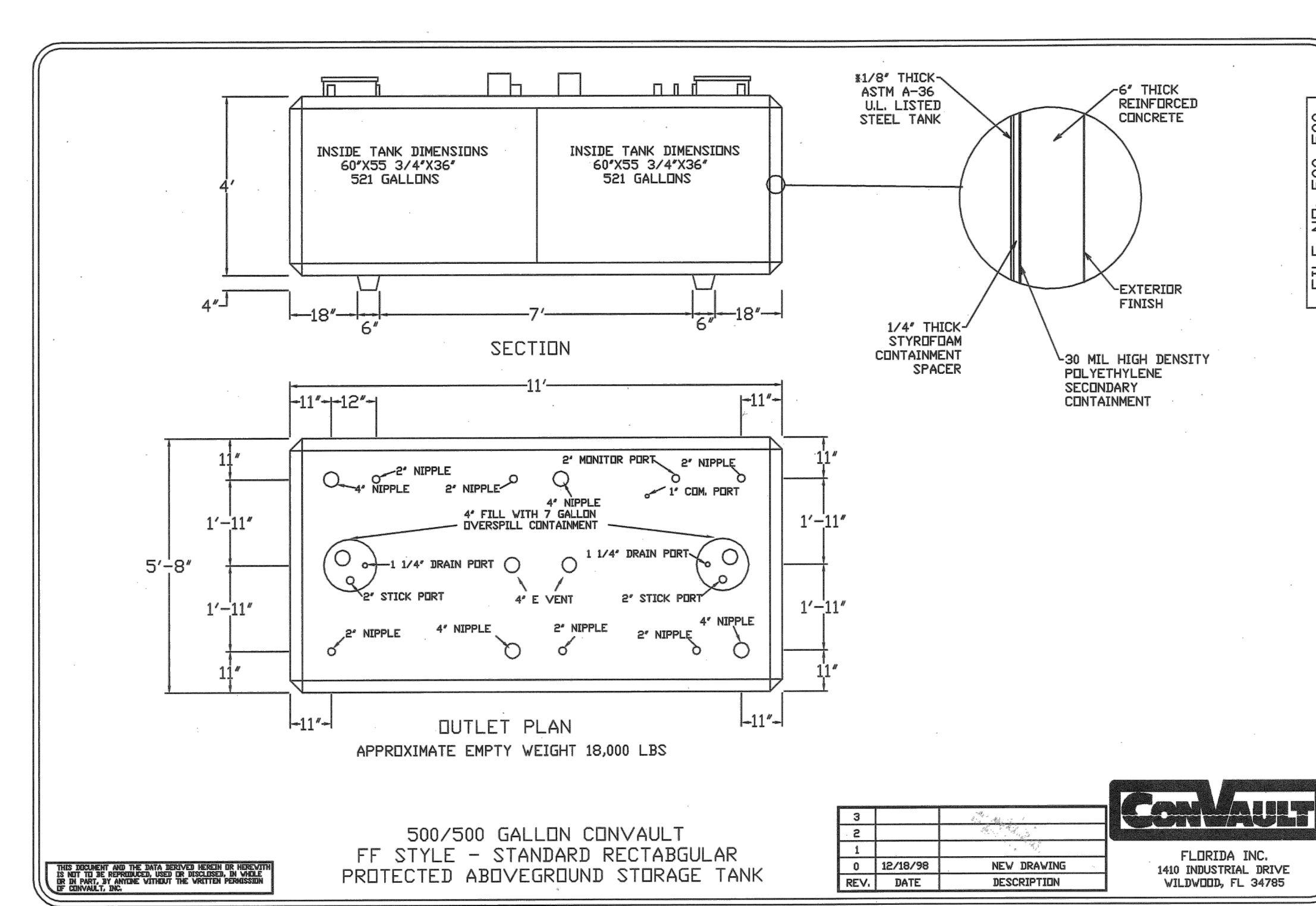
Chemical Storage Container at Golf Maintenance Facility
 N.T.S. Source: <http://www.golftechusa.com/>

Securall® Hazmat Storage Buildings are designed for Flammable Liquid Storage, Chemical Storage, and Hazardous Materials in 55-gallon drums. Securall® drum storage buildings / lockers are available in many standard models to help our customers gain OSHA and EPA compliance of your hazardous chemical storage. Securall®'s quality cannot be beat with standard features such as corrosion-resistant, galvanized steel construction, tornado and hurricane resistant walls, and interlocking wall panels designed for superior strength and durability.

- Standard features include:
- Building has double wall, welded construction, 3" airspace throughout.
 - Exterior walls are 12-gauge Galvalume steel.
 - Interior walls 20-gauge cold roll.
 - (1) 5' W x 6' 8" Double Door with a UL classified Commercial grade keyed lock set.
 - 12 Gauge steel sump.
 - Heavy Gauge forklift channels with open-end construction.
 - Bolt-down plates (4) with 7/8" diameter holes for wind and seismic bracing.
 - Multiple static grounding connections.
 - Inlet vents for natural ventilation with fire dampers if a fire rated building.
 - Hazard labeling (DOT Placard Holder, NFPA 704 rating signs).
 - Finish is a two-part chemical resistant aliphatic polyurethane.
 - Complies to NFPA Code 30.
 - Building Factory Mutual approved, and UL listed accessories.
 - Electrical installed in accordance with the NEC 2008 and 2011 editions.

Product Specifications	
55 GALLON DRUM CAPACITY	24 Unstacked, 32 Stacked
COLOR FINISH	Gray
ASSEMBLY	All Welded
BRAND	Securall
CONSTRUCTION	Steel
DOOR DIMENSIONS	5' x 6' 8"
DOORS	1 Double Door
MANUFACTURERS PART NUMBER	B3200
OUTSIDE DEPTH FEET	8'
OUTSIDE HEIGHT FEET	8' 4"
OUTSIDE WIDTH FEET	15'
SUMP CAPACITY	514 Gal.
WEIGHT LBS	8652
APPROVAL/REGULATIONS	NFPA Code 30, FM, OSHA, EPA, UL, Intertek Tested, SMART Certified
LIMITED WARRANTY	15 Year

The type of building needed is determined by the material being stored or dispensed. Flammable liquids falling in the Class IA and Class IB categories must be stored in a building designed with Explosion Relief. If a building is to be located more than 75 feet from a main building or property line, NO Fire Rating is required. (Please check with your local authority having jurisdiction for setback requirements). Customized building options, 2 or 4 hour fire rating upgrades, explosion relief panel and additional accessories are available and must be purchased with building for manufacturer installation. Customer must approve drawing prior to production.



500/500 Gallon ConVault at Golf Maintenance Facility
 N.T.S. Source: <http://www.dicoatpress.com/products/specs/500gallon/500gallon.aspx>

CONVAULT The Industry Leader In Above Ground Fuel Storage Systems

SPECIFICATIONS FOR RECTANGULAR ABOVEGROUND STORAGE TANKS

- The Insulated Secondary Containment Aboveground Storage Tank System for Flammable and Combustible Liquids, Protected Type, Vehicle Impact Protected, and Projectile Resistant shall be tested and listed for the following:
 - UL-142, aboveground steel tanks for flammable and combustible liquids.
 - UL-208S, two-hour furnace fire test and two-hour simulated pool fire test for insulated and protected tanks.
 - UL-208S and UFC Year Standard (Article 79 or APPENDIX A-14.1-F), for both Vehicle Impact Protection and Projectile Resistance.
 - UL-208S, Protected aboveground tanks for flammable and combustible liquids.
 - UL-208S, Non-Metallic Secondary Containment protected tanks for flammable and combustible liquids with secondary containment Emergency Venting by "Form of Construction".
 - CANULC-8685 (ORF-C-142.16), Standard for shop fabricated steel aboveground tank assemblies for flammable and combustible liquids.
 - CANULC-8685 (ORF-C-142.5), Standard for concrete encased aboveground tank assemblies for flammable and combustible liquids.
 - CANULC-8685 (ORF-C-142.16), the furnace burn requirements for two-hour fire rating.
 - CANULC-8685 (ORF-C-142.25), the open (pool) fire testing for two-hour flammable liquid fire test.
 - CANULC-8685 (ORF-C-142.25), for aboveground tanks for use oil.

CONVAULT The Industry Leader In Above Ground Fuel Storage Systems

SPECIFICATIONS FOR RECTANGULAR ABOVEGROUND STORAGE TANKS

- The Insulated Secondary Containment Aboveground Storage Tank System for Flammable and Combustible Liquids, Protected Type, Vehicle Impact Protected, and Projectile Resistant shall be tested and listed for the following:
 - UL-142, aboveground steel tanks for flammable and combustible liquids.
 - UL-208S, two-hour furnace fire test and two-hour simulated pool fire test for insulated and protected tanks.
 - UL-208S and UFC Year Standard (Article 79 or APPENDIX A-14.1-F), for both Vehicle Impact Protection and Projectile Resistance.
 - UL-208S, Protected aboveground tanks for flammable and combustible liquids.
 - UL-208S, Non-Metallic Secondary Containment protected tanks for flammable and combustible liquids with secondary containment Emergency Venting by "Form of Construction".
 - CANULC-8685 (ORF-C-142.16), Standard for shop fabricated steel aboveground tank assemblies for flammable and combustible liquids.
 - CANULC-8685 (ORF-C-142.5), Standard for concrete encased aboveground tank assemblies for flammable and combustible liquids.
 - CANULC-8685 (ORF-C-142.16), the furnace burn requirements for two-hour fire rating.
 - CANULC-8685 (ORF-C-142.25), the open (pool) fire testing for two-hour flammable liquid fire test.
 - CANULC-8685 (ORF-C-142.25), for aboveground tanks for use oil.

CONVAULT The Industry Leader In Above Ground Fuel Storage Systems

SPECIFICATIONS FOR RECTANGULAR ABOVEGROUND STORAGE TANKS

- The Insulated Secondary Containment Aboveground Storage Tank System for Flammable and Combustible Liquids, Protected Type, Vehicle Impact Protected, and Projectile Resistant shall be tested and listed for the following:
 - UL-142, aboveground steel tanks for flammable and combustible liquids.
 - UL-208S, two-hour furnace fire test and two-hour simulated pool fire test for insulated and protected tanks.
 - UL-208S and UFC Year Standard (Article 79 or APPENDIX A-14.1-F), for both Vehicle Impact Protection and Projectile Resistance.
 - UL-208S, Protected aboveground tanks for flammable and combustible liquids.
 - UL-208S, Non-Metallic Secondary Containment protected tanks for flammable and combustible liquids with secondary containment Emergency Venting by "Form of Construction".
 - CANULC-8685 (ORF-C-142.16), Standard for shop fabricated steel aboveground tank assemblies for flammable and combustible liquids.
 - CANULC-8685 (ORF-C-142.5), Standard for concrete encased aboveground tank assemblies for flammable and combustible liquids.
 - CANULC-8685 (ORF-C-142.16), the furnace burn requirements for two-hour fire rating.
 - CANULC-8685 (ORF-C-142.25), the open (pool) fire testing for two-hour flammable liquid fire test.
 - CANULC-8685 (ORF-C-142.25), for aboveground tanks for use oil.

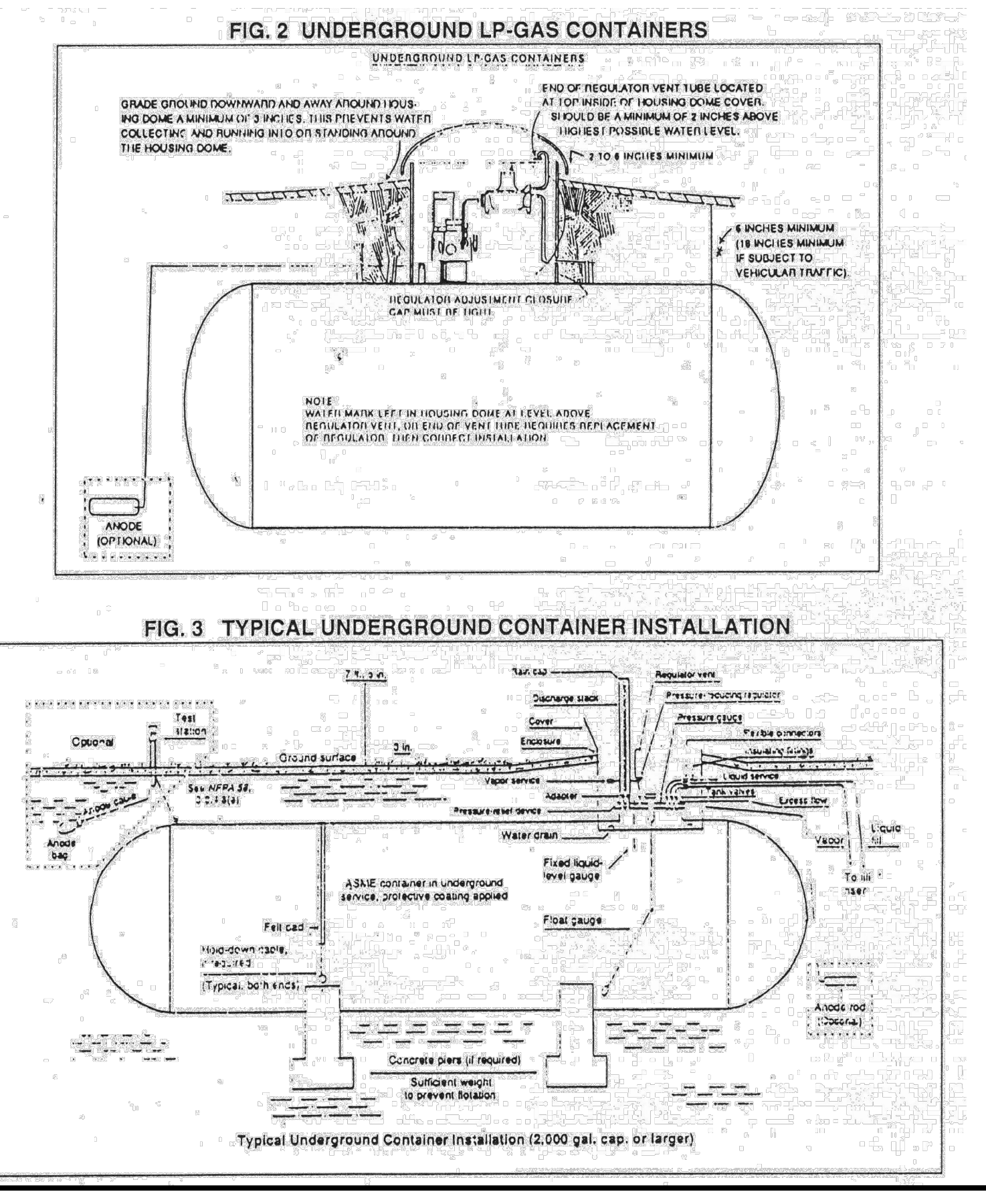
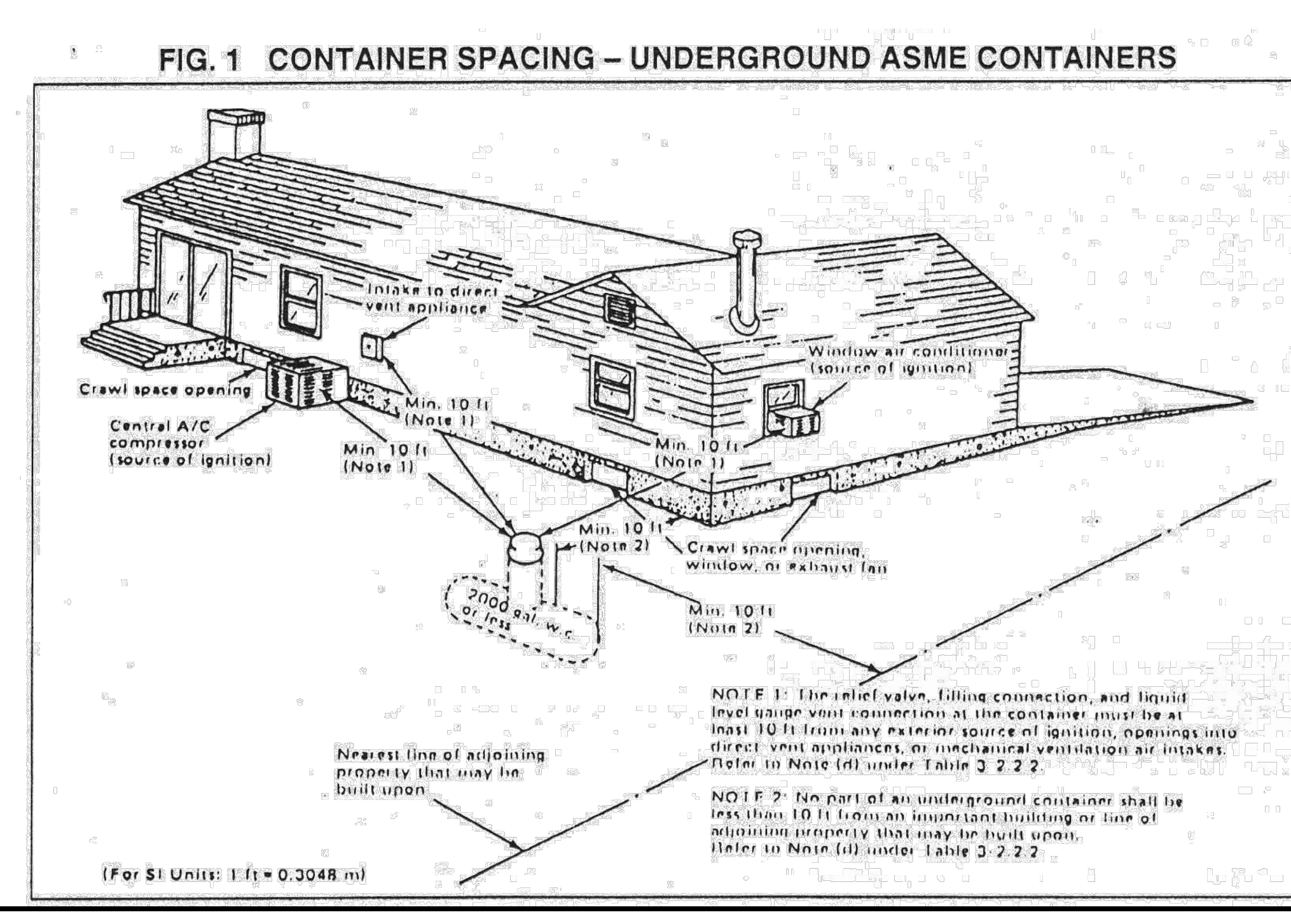
Tank Specifications

Height from Top of Tank to Dome Top	AG	AG/UG	AG/UG Long	UG (SNR)	UG (UNR)
	7.50	10.75	14.75	14.75	24.75

Tank Size (in gallons)	120	150	250	320	475	500	1000
Dimensions	24x67	24x82	30x92	30x114	37x113	37x120	41x190
Approximate Weight (in pounds)	260	380	480	620	920	940	1800
Shell Thickness	0.140	0.140	0.175	0.175	0.218	0.218	0.238
Head Thickness	0.138	0.138	0.148	0.148	0.184	0.184	0.201
1 Leg Width	2.5	2.5	2.5	2.5	3	3	3
2 Leg Distance from Edge of Shell	6.5	2.75	1.75	6	4	4	4
3 Leg Distance from Center to Center	34.5	59	60	60	60	60	141.5
4 Shell Width	50	67	64	87	75	81	149

All dimensions are in inches unless otherwise noted. Dimensions may vary +/- 1".

250 Gallon Aboveground and 1000 Gallon Underground Propane Storage Tank
 N.T.S. Source: Crown Energy



OWNER:
 Silo Ridge Ventures, LLC
 5021 Route 44
 Amenia, New York 12501
 845.373.8020

ARCHITECTS, PLANNERS, LANDSCAPE ARCHITECTS:
 HART | HOWERTON
 10 East 40th Street New York, NY 10016
 Tel: 212.683.5631 Fax: 212.481.3768
 E-mail: NY@hart-howerton.com

GOLF COURSE DESIGNERS:
FAZIO DESIGN
 401 N. Main St., Ste. 400
 Hendersonville, North Carolina 28792
 828.693.0052 • FAX 828.693.0071

ENVIRONMENTAL PLANNING & CIVIL ENGINEERING:
VHB
Engineering, Surveying & Landscape Architecture, PC
 Planning
 Transportation
 Land Development
 Environmental Services
 50 Main Street, Suite 360
 White Plains, New York 10606
 914.467.6600 • FAX 914.761.3759

WASTEWATER AND WATER DESIGN:
CEDARWOOD ENGINEERING, PLLC
 CIVIL & ENVIRONMENTAL ENGINEERING
 8-12 Dues St., Suite 303
 Oneonta, NY 487.432.8073
 248 Main St., PO Box 203
 North Creek, NY 518.251.5160

PROJECT SURVEYOR:
Kirk K. Horton, Land Surveyor
 NYS License No. 049954
 9 Broadway
 Amenia, New York 12501
 845.373.7809

Rev.	Revision	Date	By
1			
2			
3			
4			
5			
6			
7			
8			
9			
10			
11			
12			
13			
14			
15			
16			
17			
18			
19			
20			
21			
22			
23			
24			
25			
26			
27			
28			
29			
30			
31			
32			
33			
34			
35			
36			
37			
38			
39			
40			
41			
42			
43			
44			
45			
46			
47			
48			
49			
50			

Designed by: **JG** Drawn by: **CMG** Checked by: **MWJ**
 CAD checked by: **MB** Approved by: **ACD**
 Date: As Shown Date: June 19, 2014

Silo Ridge Resort Community
 4651 Route 22
 Amenia, New York
 Site Plan - Phase 1

Not Issued for Construction
 Project Title

Civil Site Details 5

Drawing Number: **C14.05**
 Sheet 138 of 138
 Project Number: 29011.00
 29011.00-PT-01.DWG

