


DECIDUOUS AND EVERGREEN TREES

NO. OF PLANTS	BOTANICAL NAME	COMMON NAME	SPEC. SIZE	NOTES
28	ABIES BALSAMEA	BALSAM FIR	3" CAL.	
169	ABIES CONCOLOR	CONCOLOR FIR	3" CAL.	
46	ACER RUBRUM 'BOHALL'	BOHALL RED MAPLE	3" CAL.	
344	ACER RUBRUM	RED MAPLE	3" CAL.	BLEND IN SOME 'OCTOBER GLORY' CULTIVARS
183	ACER SACCHARUM	SUGAR MAPLE	3" CAL.	USE MIX OF 'GREEN MOUNTAIN', 'LEGACY' AND 'BONFIRE'
18	ACER SACCHARUM SPECIMEN	SUGAR MAPLE	4" CAL.	
41	BETULA LENTA	BLACK BIRCH	3" CAL.	
76	BETULA NIGRA	RIVER BIRCH	3" CAL.	USE SOME 'HERITAGE' CULTIVARS IN FOCAL AREAS
40	BETULA POPULIFOLIA 'WHITESPIRE'	WHITESPIRE BIRCH	2" CAL.	CLUMP FORM
24	CARYA CORDIFORMIS	BITTERNUT HICKORY	3" CAL.	
26	CARYA OVATA	SHAGBARK HICKORY	3" CAL.	
10	CERCIDIPHYLLUM JAPONICUM	KATSURA TREE	3" CAL.	
10	GLEDITSIA TRIACANTHOS 'MORAIN'	MORAIN HONEY LOCUST	2" CAL.	
45	FRAXINUS PENNSYLVANICA 'PATMORE'	GREEN ASH	3" CAL.	
55	LARIX LARGINA	AMERICAN LARCH	3" CAL.	
15	LIRIODENDRON TULIPIFERA	TULIP TREE	2" CAL.	
56	LIQUIDAMBAR STYRACIFLUA 'MORAIN'	SWEETGUM	3" CAL.	FOR (4) SPECIMEN TREES AT VILLAGE CORE - USE UNIFORM UPRIGHT FORM
97	NYSSA SYLVATICA	BLACK TUPELO	2" CAL.	MIX OF MULTI-TRUNK AND STANDARD TRUNK FORMS
17	OXYDENDRUM ARBOREUM	SOURWOOD	2" CAL.	
198	PICEA GLAUC	WHITE SPRUCE	3" CAL.	
123	PINUS STROBUS	EASTERN WHITE PINE	3" CAL.	
51	QUERCUS ALBA	WHITE OAK	3" CAL.	
105	QUERCUS BICOLOR	SHAMP WHITE OAK	3" CAL.	
145	QUERCUS COCCINEA	SCARLET OAK	3" CAL.	
8	QUERCUS MACROCARPA	BUR OAK	3" CAL.	
33	QUERCUS PALUSTRIS	PIN OAK	3" CAL.	
106	QUERCUS RUBRA 'MAXIMA'	RED OAK	3" CAL.	
28	SALIX NIGRA	BLACK WILLOW	2" CAL.	
42	SASSAFRAS ALBIDUM	SASSAFRAS	2" CAL.	
6	TILIA AMERICANA 'REDMOND'	REDMOND BASSWOOD	3" CAL.	
58	THUJA OCCIDENTALIS	EASTERN WHITE CEDAR	2" CAL.	

AMENITY AREAS - PLANT MIXES

MIX NAME	TOTAL SQ. FT.	BOTANICAL NAME	COMMON NAME	SPEC. SIZE	SPACING	NOTES
INFORMAL HEDGE @ ACTIVITY BARN POOL FENCE	4222	HYPERICUM KALMIANUM 'AMES'	KALM'S ST. JOHN'S WORT	3 GAL	2'-6"	USE AT TOP OF SLOPE AT POOL TERRACE EDGE
FORMAL EVERGREEN HEDGE (TALL)	6942	AESCULUS PARVIFLORA	BOTTLEBRUSH BUCKEYE	4'	8'	USE MID-SLOPE TO TOE OF SLOPE
FORMAL EVERGREEN HEDGE (SHORT)	7350	THUJA OCCIDENTALIS 'BRANDON' OR SIM.	BRANDON'S ARBORVITAE OR SIM.	5'	4' T.B.C. W/FINAL SELECTION	MAINTAIN AS CLIPPED HEDGE, 4' HT. AT ACTIVITY BARN AND SALES CENTER, 6' HT. AT VILLAGE CORE
ORNAMENTAL LAYERED PLANTING AREA SHRUB/GROUNDCOVER MIX @ ACTIVITY BARN	7073	AMELANCHIER CANADENSIS 'PRINCE WILLIAM'	SERVICE BERRY	5 GAL	10'	USE AS FOCAL ACCENT
		CLETHRA ALNIFOLIA	SUMMER SWEET	5 GAL	5'	MASSINGS OF 7-14 PLANTS
		HELLEBORUS	HELLEBORUS			USE AS GROUNDCOVER IN SHADY AREAS
		HYDRANGEA ARBORESCENS	HYDRANGEA	5 GAL	4'	USE IN FOCAL AREAS WITHIN POOL GATE ONLY
		ILEX GLABRA 'SHAMROCK'	INKBERRY	5 GAL	3'	USE AT BUILDING FOUNDATION
		LIRIOPE	LIRIOPE			USE AS GROUNDCOVER
		SPIRAEA X BUMALDA 'DART'S RED'	DARTS RED SPIRAEA	5 GAL	3'	MASSINGS OF 7-14 PLANTS
LAWN SEED MIX	220800	NATIVE FERNS	NATIVE FERNS			NATIVE, CHOSEN FOR LOW HEIGHT, MINIMAL MOWING REQUIRED
		AGROSTIS PERENNANS	AUTUMN BENT GRASS			CHOSEN FOR LOW HEIGHT, MINIMAL MOWING REQUIRED
		FESTUCA RUBRA	GREeping RED FESCUE			CHOSEN FOR LOW HEIGHT, MINIMAL MOWING REQUIRED
	FESTUCA OVINA	SHEEP FESCUE				
GRASSY SLOPE - 3' HT MIX OF MEADOW GRASSES	26048	SCHIZACHYRIUM SCOPARIUM	LITTLE BLUESTEM			
		ELYMUS VIRGINICUS	VIRGINIA WILD RYE			
		SORGHASTRUM NUTANS	INDIAN GRASS			
		FESTUCA RUBRA	GREeping RED FESCUE			
		PANICUM VIRGATUM	SWITCH GRASS			
COURT YARD PLANTING	256	SEASONAL PLANTINGS				ROTATE PLANTINGS FOR SEASONAL INTEREST
TENNIS COURT SCREEN SHRUB MIX	6422	20% NATIVE FERNS	NATIVE FERNS	6" POT	18"	PLANT IN SHADY AREAS - FOREGROUND
		30% MYRICA PENNSYLVANICA	NORTHERN BAYBERRY	5 GAL	5'	MID-GROUND; MASSING OF 7-15 PLANTS
		30% VIBURNUM NIDUM 'WINTERHUR'	WITHERED VIBURNUM	5 GAL	5'	MID-GROUND; INCLUDE A PERCENTAGE OF V. NIDUM 'BRANDYWINE' TO ACT AS A POLLINATOR
		20% VIBURNUM TRILOBUM	HIGH-BUSH CRANBERRY	7 GAL	8'	BACKGROUND MASSING
3' HT SHRUB MIX @ MAINTENANCE FACILITY	3806	33% ILEX GLABRA 'DENSE'	INKBERRY	3 GAL	4'	
		33% CLETHRA ALNIFOLIA 'CRYSTALINA'	SUGARTINE SWEET PEPPERBUSH (DWARF)	3 GAL	3'	OR SPIRAEA TOMENTOSA OR APPROVED ALTERNATE
		33% POTENTILLA FRUTICOSA 'TANGERINE'	SHRUBBY CINQUEFOIL	3 GAL	2'	
6' HT SHRUB MIX @ MAINTENANCE FACILITY, SALES CENTER, AND ACTIVITY BARN	16731	30% CALYCANTHUS FLORIDUS 'MICHAEL LINDSEY'	SWEETSHRUB, CAROLINA ALLSPICE	3 GAL	4'	MASSING OF 7-12 PLANTS
		30% FOTHERGILLA 'MT. AIRY'	DWARF FOTHERGILLA	7 GAL	5'	MASSING OF 5-7 PLANTS
		40% MYRICA PENNSYLVANICA	NORTHERN BAYBERRY	5 GAL	5'	MASSING OF 7-12 PLANTS
COLORFUL MIX OF NATIVE FLOWERS	2537	PHLOX DIVARICATA 'BLUE MOON', MONARDA DIDYMA 'JACOB CLINE', GERANIUM MACULATUM PURPLE AND OTHER RED AND PURPLE NATIVE FLOWERS FOR MULTI-SEASON INTEREST. PLANT SEDUM TERNATIUM 'LARNEIM PINK' AT EDGE OF STONE PAVING				




ORNAMENTAL TREES

NO. OF PLANTS	BOTANICAL NAME	COMMON NAME	SPEC. SIZE	NOTES
87	AMELANCHIER ARBOREA 'AUTUMN BRILIANCE'	DWARF SERVICEBERRY	1 1/2" CAL.	
71	AMELANCHIER CANADENSIS	SERVICEBERRY	1 1/2" CAL.	CLUMP FORM
27	CERCIS CANADENSIS 'ALBA'	WHITE BLOOMING EASTERN REDBUD	1 1/2" CAL.	
58	CHAEMAECYPARIS THYOIDES	ATLANTIC WHITE CYPRRESS	1 1/2" CAL.	
15	CORNUS KOUSA	KOUSA DOGWOOD	1 1/2" CAL.	
31	HAMAMELIS VIRGINIANA	COMMON KITCH HAZEL	1 1/2" CAL.	
8	FRUNUS SERRULATA 'KHANZAN'	KHANZAN FLOWERING CHERRY	1 1/2" CAL.	MATCHING SPECIMENS
6	STENARTIA PSEUDOCAMELLIA	JAPANESE STEHARTIA	1 1/2" CAL.	

AMENITY AREAS - PLANT MIXES

MIX NAME	TOTAL SQ. FT.	BOTANICAL NAME	COMMON NAME	SPEC. SIZE	SPACING	NOTES
CELL A: LAWN SEED MIX	162,173	40% FESTUCA ARUNDINACEA 'SHENANDOAH II' 40% FESTUCA ARUNDINACEA 'FINELAWN ELITE' 10% LOLIUM PERENNE 'WIZARD' 10% LOLIUM PERENNE 'PENNANT II'	SHENANDOAH II TALL FESCUE FINELAWN TALL FESCUE WIZARD PERENNIAL RYEGRASS PENNANT II PERENNIAL RYEGRASS			
CELL B1: GARDEN BORDER	5,964	10% BUXUS 'GREEN GEM' 10% MISCANTHUS 'LITTLE GEM' 20% ROSE 'THE FAIRY' 20% GERANIUM 'ROZANNE' 20% FEROCYSKIA SPP. 'RUSSIAN SAGE' 10% LEGANTHEMUM SPP. 10% SAPONARIA OFFICINALIS 5% SEDUM SPURIMUM	GREEN GEM BOXWOOD DWARF MAIDEN GRASS GROUNDCOVER ROSE GERANIUM RUSSIAN SAGE DWARF SHASTA DAISY SOAPWORT DRAGONS BLOOD SEDUM	3 GAL 1 GAL 3 GAL 1 GAL 1 GAL 1 GAL 1 GAL 3.5" POTS	18" 18" 18" 12"	MAINTAIN BOXWOOD AS 18" HT. CLIPPED HEDGE AT BORDER
CELL B2: SWIM CLUB	2,716	30% RHUS AROMATIC 'SRO-L0W' 30% CLETHRA ALNIFOLIA 'HUMMINGBIRD' 30% CORNUS SERICEA 'FLAVIRAMEA' 10% CORNUS SERICEA 'CARDINAL'	GRO-LOW SUMAC HUMMINGBIRD SUMMERSWEET RED-OSIER DOGWOOD RED-OSIER DOGWOOD	1 GAL 5 GAL 5 GAL 5 GAL	6' 6' 6'	
CELL C: NATIVE GRASS/WILDFLOWER NATURAL MEADOW SLOPE SEED MIX	32,546	20% LOLIUM MULTIFLORUM 20% ANDROPOGON SCOPARIUS 20% ELYMUS CANADENSIS 10% SPOROBOIUS ASPER 10% BROMUS CILIATUS 10% AGROSTIS PERENNANS 5% RUDBECKIA HIRTA 3% ASTER FRENANTHOIDES 2% SOLIDAGO NEMORALIS	ANNUAL RYEGRASS LITTLE BLUESTEM CANADA WILD RYE ROUGH DROPSEED FRINGED BROME AUTUMN BLUEGRASS BLACK EYED SUSAN ZIGZAG ASTER GRAY GOLDENROD			
CELL D: CONDO GARDEN ZONE - PERIMETER AND BETWEEN BUILDINGS	33,537	20% NATIVE FERNS 10% HAMAMELIS VIRGINIANA 15% AMELANCHIER LAEVIS 15% AESCULUS PARVIFOLIA 15% ILEX VERTICILLATA 'WINTER RED' 15% RHODODENDRON MAXIMUM 'INDEPENDENCE' 20% ARCTOSTAPHYLOS UVA-URSI MASSACHUSETTS'	NATIVE FERNS KITCHOZZEL SERVICEBERRY BOTTLEBRUSH BUCKEYE 'WINTER RED' WINTERBERRY HOLLY ROSEBAY RHODODENDRON MASSACHUSETTS' KINNKINICK	3" 4" 4" 4" 4" 1 GAL	5' 5' 7' 5' 5' 2'	MIX VARIETIES IN GROUPS OF 3, 5, 7; USE RHODODENDRON MAXIMUM IN SHELTERED SHADE CONDITIONS
CELL E1: CONDO GARDEN ZONES - SOUTH AND WEST EXPOSURES	20,775	20% ARCTOSTAPHYLOS UVA-URSI 20% VIBURNUM TRILOBUM 'COMPACTUM' 20% SPIRAEA X BUMALDA 'DARTS RED' 15% CLETHRA ALNIFOLIA 'HUMMINGBIRD' 15% CORNUS ALBA 'RED GEMME' 10% ILEX GLABRA 'SHAMROCK'	KINNKINICK HIGH BUSH CRANBERRY DARTS RED SPIRAEA SWEET PEPPERBUSH 'RED GEMME' TATARIAN DOGWOOD INKBERRY	6" POT 3 GAL 3 GAL 3 GAL 5 GAL	2' 5' 4' 4' 4'	USE INKBERRY AS FOUNDATION PLANTING AT CONDOS
CELL E2: CONDO GARDEN ZONES AND GOLF ACADEMY - NORTH AND EAST EXPOSURES	24,038	20% PACHYSANDRA TERMINALIS 20% KALMIA LATIFOLIA 'OLYMPIC FIRE' 20% LEGOTHICE FONTANESIANA 'NANA' 15% HYDRANGEA QUERCIFOLIA 'PEE HEE' 15% RHODODENDRON FUM 10% ILEX GLABRA 'SHAMROCK'	PACHYSANDRA OLYMPIC FIRE MOUNTAIN LAUREL DWARF LEGOTHICE DWARF OKLAHOMA HYDRANGEA FUM RHODODENDRON INKBERRY	6" POT 3 GAL 3 GAL 3 GAL 5 GAL	2' 3' 4' 4' 4'	USE INKBERRY AND RHODODENDRON AS FOUNDATION PLANTINGS AT CONDOS; USE KALMIA IN PROTECTED PART SHADE LOCATIONS.
CELL F: GROUNDPLANE AT VILLAGE GREEN	32,071	RHUS GRO-LOW NATIVE FERNS MERTENSIA VIRGINICA BULBS	GRO-LOW SUMAC NATIVE FERNS BLUEBELLS BULBS	1 GAL 1 GAL LINERS BULB	6' AS REQ. LINERS BULB	INTERMITTENT SWATHS OF BULBS ALONG INNER-OVAL TREELINE. MASSINGS OF BLUEBELLS IN OPEN AREAS ALONG PATHS THAT RADIATE FROM OVAL; USE KALMIA IN PROTECTED PART THAT WILL FILL IN OVER TIME.
CELL G: PARKING SCREEN SHRUBS	8,368	15% PICEA GLAUC 'CONICA' 40% VIBURNUM DENTATUM 'CHRISTOM' 30% ILEX VERTICILLATA 'AFTERSGLOW' 15% KALMIA LATIFOLIA 'OLYMPIC FIRE'	DWARF WHITE SPRUCE BLUE MUFFIN VIBURNUM WINTERBERRY MOUNTAIN LAUREL	1 GAL 5 GAL 5 GAL 5 GAL	5' 4' 8' 4'	USE NATURAL (NOT CLIPPED) FORM FOR PICEA GLAUC 'CONICA'; NOTE: MIX VARIETIES IN GROUPS OF 7-14 PLANTS; USE KALMIA IN PROTECTED PART SHADE LOCATIONS.
CELL H: FRONT OF CLUBHOUSE AT FOUNDATION	2,734	10% CORNUS KOUSA DWARF CULTIVAR 20% KALMIA LATIFOLIA 'SNOWDRIFT' 20% HYDRANGEA QUERCIFOLIA 'PEE HEE' 20% OSMUNDA REGALIS 20% SPIRAEA 'ANTHONY WATERER' 10% LIRIOPE SPICATA	DWARF KOUSA DOGWOOD 'SNOWDRIFT' MOUNTAIN LAUREL 'PEE HEE' HYDRANGEA AMERICAN ROYAL FERN 'ANTHONY WATERER' SPIRAEA LILTURF	5 GAL 1 GAL 1 GAL 3 GAL 1 GAL	3' 3' 3' 4' 16"	USE KALMIA IN PROTECTED PART SHADE LOCATIONS.
CELL I: GOLF TRANSITION	21,257	10% MYRICA PENNSYLVANICA 15% RHUS TYPHINA 'BALLTIGER' 15% VIBURNUM DENTATUM 'MOONSL0W' OR SIM.	NORTHERN BAYBERRY 'TIGER EYES' SUMAC ARROWWOOD VIBURNUM	5 GAL 5 GAL 5 GAL	5' 8' 8'	LARGE MASSINGS OF BAYBERRY WITH ACCENT GROUPINGS OF SUMAC AND VIBURNUM IN 3, 5, OR 7 PLANTS
CELL J: CONDO AUTOCOURT PLANTING	5,971	RHUS GRO-LOW NATIVE FERNS	GRO-LOW SUMAC NATIVE FERNS	1 GAL 1 GAL	6' AS REQ.	
CELL K: GOLF ACADEMY SLOPE SHRUB MIX	4960	AESCULUS PARVIFLORA CLETHRA ALNIFOLIA 'RUBY SPICE' MYRICA PENNSYLVANICA RHUS AROMATICA GRO-LOW VIBURNUM TRILOBUM 'COMPACTUM' SPRING BULBS	BOTTLEBRUSH BUCKEYE SWEET PEPPERBUSH RUBY SPICE NORTHERN BAYBERRY GRO-LOW SUMAC HIGHBUSH CRANBERRY WHITE AND PURPLE SPRING BULBS	5 GAL 3 GAL 5 GAL 1 GAL 3 GAL BULB	8" 4" 5" 6' 3' AS REQ.	USE MID-SLOPE TO BOTTOM OF SLOPE USE MID-SLOPE TO TOP OF SLOPE USE LARGE SWATHS THROUGHOUT AS GROUNDCOVER USE NEAR TOP AND BOTTOM OF SLOPE USE NEAR TOP AND BOTTOM OF SLOPE
CELL L: FLOWERING SHRUB IN FRONT OF PRACTICE TEE WALL	450	CLETHRA ALNIFOLIA 'HUMMINGBIRD'	SWEET PEPPERBUSH HUMMINGBIRD WHITE AND PURPLE SPRING BULBS	5 GAL BULB	3' AS REQ.	
CELL M: HEDGE AT PRACTICE TEES	2,084	40% ILEX GLABRA 'SHAMROCK' 60% VIBURNUM TRILOBUM 'COMPACTUM'	SHAMROCK INKBERRY HIGHBUSH CRANBERRY	5 GAL 5 GAL	4' 3'	



NOTE: PLANTING QUANTITIES ARE FOR REFERENCE ONLY. IT IS THE RESPONSIBILITY OF THE CONTRACTOR TO VERIFY ALL PLANT QUANTITIES FROM SYMBOLS/HATCHES SHOWN ON PLANTING PLANS. ANY SUBSTITUTIONS/ADDITIONS/SUBTRACTIONS OF PLANT MATERIAL IS TO BE APPROVED BY THE LANDSCAPE ARCHITECT IN WRITING ONLY. VERBAL SUBSTITUTIONS/ADDITIONS/SUBTRACTIONS ARE NOT ACCEPTABLE.

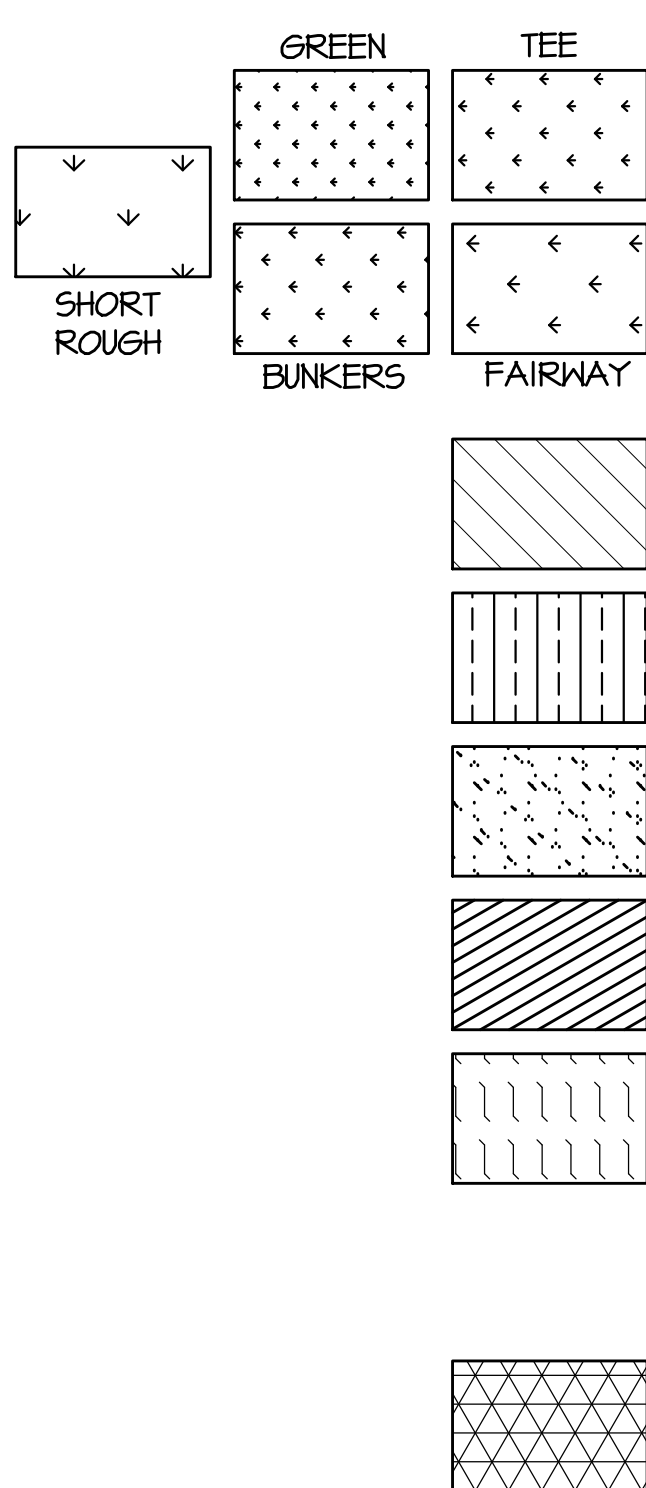
ABBREVIATIONS:
CAL. = CALIFER
GAL. = GALLON

HART HOWERTON
 PROJECT # : 13-07
 DRAWN BY : LZ
 CHECKED BY : MB
 DRAWING NO. : L3.10
 PHASE 1 SITE PLAN SUBMISSION
 Amenia, New York
 Dutchess County
 NOT FOR CONSTRUCTION
 DRAWING SCHEDULE
 ISSUE
 08/13/2014 PRELIMINARY
 02/10/2014 SITE PLAN REV.
 08/25/2014 SITE PLAN REV.
 REVISIONS
 NO. DATE ISSUE
 PROJECT # : 13-07
 DRAWN BY : LZ
 CHECKED BY : MB
 DRAWING NO. : L3.10

OPEN SPACE PLANT MIXES

MIX NAME	TOTAL SQ. FT.	BOTANICAL NAME	COMMON NAME	SPEC. SIZE	SPACING	NOTES	
SCREEN SHRUB MIX (SUN - PART SHADE)	15122	ARONIA ARBUTIFOLIA 'BRILLIANTISSIMA'	RED CHOKEBERRY	5 GAL	5'	MASSING OF 3, 5, OR 7 PLANTS, LOCATE BACK OF PLANT AREA	
		CLETHRA ALNIFOLIA 'HUMMINGBIRD'	SUMMERSHEET	5 GAL	6'	OR APPROVED DEER RESISTANT ALTERNATE	
		MYRICA PENNSYLVANICA	NORTHERN BAYBERRY	5 GAL	5'	MASSING OF 1-15 PLANTS	
		POTENTILLA FRUTICOSA 'CORONATION TRIUMPH'	SHRUBBY CINQUEFOIL	5 GAL	4'	LOCATE FRONT OF PLANT AREA	
		RHUS AROMATIC 'GRO-LOW'	GRO-LOW SUMAC	1 GAL	6'	USE AS GROUND COVER IN FRONT OF PLANTINGS	
		VIBURNUM LENTAGO	NANNYBERRY	5 GAL	10'	MASSING OF 3, 5, OR 7 PLANTS	
FOREST EDGE SHRUB MIX (PART SHADE)	31774	CORNUS SERICEA 'BAILEY'	RED TWIG DOGWOOD	5 GAL	6'		
		ILEX VERTICILLATA	WINTER BERRY	5 GAL	10'		
		LINDERA BENZON	SPICEBUSH	5 GAL	8'		
		RHUS TYPHINA 'LACINIATA'	STAGHORN SUMAC	5 GAL	10'		
		SPIREA TOMENTOSA	STEEPLEBUSH	5 GAL	4'		
		VIBURNUM DENTATUM	ARROWHOOD	5 GAL	8'		
SCREEN SHRUB MIX AT ROUTE 44	20654	40% MYRICA PENNSYLVANICA	NORTHERN BAYBERRY	5 GAL	5'		
		15% ILEX GLABRA	INK BERRY	2-3'	5'	USE IN SMALLER GROUPS TO AVOID FUNGAL INFECTION	
		20% ILEX VERTICILLATA 'RED SPRITE' & 'JIM DANDY'	RED SPRITE AND JIM DANDY WINTER BERRY	5 GAL	3'	LOCATE ON ROAD SIDE OF FENCE	
		25% VIBURNUM DENTATUM 'BLUE BLAZE'	SOUTHERN ARROWHOOD	5 GAL	5'	LOCATE DOWNSLOPE OF FENCE & MAINTAIN 4-6' HT. TO AVOID BLOCKING VIEWS FROM ROUTE 44	
WETLAND (RIPARIAN FRINGE) SHRUB MIX	3000	CORNUS AMOMUM	SWAMP DOGWOOD	5 GAL	8'		
		CORNUS RACEMOSA	GREY DOGWOOD	5 GAL	12'		
		ILEX VERTICILLATA	WINTER BERRY	5 GAL	10'		
		VACCINIUM ANGSTIFOLIUM	LOWBUSH BLUEBERRY	3 GAL	2'		
		VACCINIUM CORYMBOSUM	HIGHBUSH BLUEBERRY	5 GAL	10'		
		VIBURNUM TRILOBUM	CRANBERRYBUSH VIBURNUM	5 GAL	8'		
		SEED MIX - NEW ENGLAND WET MIX					
		CAREX COMOSA	BEARDED SEDGE			(WWW.NEWP.COM)	
		CAREX LURULINA	HOP SEDGE				
		CAREX LURIDA	LURID SEDGE				
		CAREX SCOPARIA	BLUNT BROOM SEDGE				
		CAREX VULPINOIDEA	FOX SEDGE				
		JUNCUS EFFUSUS	SOFT RUSH				
		SCIRPUS ATROVIRENS	GREEN BULRUSH				
		SCIRPUS CYPERINUS	WOOLGRASS				
		SCIRPUS VALIDUS	SOFT-STEM BULRUSH				
		ONOCLEA SENSIBILIS	SENSITIVE FERN				
		ASCLEPIAS INCARNATA	SWAMP MILK WEED				
ASTER UMBELLATUS	FLAT TOPPED ASTER						
BIDENS CERNIA	NODDING BURR MARIGOLD						
EUPATORIUM MACULATUM	SPOTTED JOE PYE WEED						
IRIS VERSICOLOR	BLUE FLAG IRIS						
LOBELIA CARDINALIS	CARDINAL FLOWER						
MIMULUS RINGENS	MONKEY FLOWER						
BERBENA HASTATA	BLUE VERVAIN						
SHALLOW MARSH/ WET MEADOW SEED MIX - ERNST SEEDS RETENTION BASIN WILDLIFE MIX ERNMX-121 (WWW.ERNSTSEED.COM) - NATIVE SEDGES, RUSHES, FORBES AT POND/STREAM EDGES (PLUGS)	2,444	CAREX VULPINOIDEA	FOX SEDGE				
		CHAGMANTHUM LATIFOLIUM	RIVER OATS				
		ELYMUS VIRGINICUS	VIRGINIA WILDRYE				
		POA PALUSTRIS	FOX L BLUEGRASS				
		PANICUM CLANDESTINUM	DEERTONGUE				
		CAREX LURIDA	LURID SEDGE				
		SCIRPUS ATROVIRENS	GREEN BULRUSH				
		VERBENA HASTATA	BLUE VERVAIN				
		JUNCUS EFFUSUS	SOFT RUSH				
		AGROSTIS PERINNANS	AUTUMN BENTGRASS				
		AGROSTIS SCABRA	TICKLEGRASS				
		SCIRPUS CYPERINUS	WOOLGRASS				
		ASTER PUNICEUS	PURPLESTEM ASTER				
		MIMULUS RINGENS	MONKEY FLOWER				
		NATIVE ROADSIDE SEED MIX (SUN-PART SUN) - NEW ENGLAND ROADSIDE MATRIX UPLAND SEED MIX (WWW.NEWP.COM) GRASSES (G) WILDFLOWERS (W) SHRUBS (S)	243477	ANDROPOGON GERARDII (G)	BIG BLUESTEM		
ELYMUS VIRGINICUS (G)	VIRGINIA WILDRYE						
FESTUCA RUBRA (G)	GREeping RED FESCUE						
PANICUM VIRGATUM (G)	SWITCH GRASS						
SCHIZACHYRIUM SCOPARIUM (G)	LITTLE BLUESTEM						
SORGHASTRUM NITANS (G)	INDIANGRASS						
ASCLEPIAS TUBEROSA (W)	BUTTERFLY MILKWEED						
ASTER NOVAE-ANGLIAE (W)	NEW ENGLAND ASTER						
CHAMAECRISTA FASCICULATA (W)	PARTRIDGE PEA						
LESPEDEZA CAPITATA (W)	ROUND-HEADED BUSH CLOVER						
LUPINUS PERENNIS (W)	WILD BLUE LUPINE						
SOLIDAGO JUNCEA (W)	EARLY GOLDENROD						
VERBENA URTICIFOLIA (W)	WHITE VERVAIN						
ZIZIA AUREA (W)	GOLDEN ALEXANDERS						
CORNUS RACEMOSA (S)	GREY DOGWOOD						
RHUS TYPHINA (S)	STAGHORN SUMAC						

MIX NAME	TOTAL SQ. FT.	BOTANICAL NAME	COMMON NAME	SPEC. SIZE	SPACING	NOTES
NATIVE ROADSIDE SEED MIX (SHADE-PART SHADE) ERNST SEEDS - PARTIALLY SHADED AREA ROAD SIDE MIX - ERNMX-140	250,285	ELYMUS VIRGINICUS	VIRGINIA WILDRYE			WWW.ERNSTSEED.COM
		PANICUM CLANDESTINUM	DEERTONGUE			
		SCHIZACHYRIUM SCOPARIUM	LITTLE BLUESTEM			
		CHAMAECRISTA FASCICULATA	PARTRIDGE PEA			
		RUDBECKIA HIRTA	BLACKEYED SUSAN			
		LIATRIS SPICATA	MARSH BLAZING STAR			
		PENSTEMON DIGITALIS	TALL WHITE BEARDTONGUE			
		ZIZIA AUREA	GOLDEN ALEXANDERS			
		AGROSTIS PERINNANS	AUTUMN BENTGRASS			
		ANEMONE VIRGINIANA	THIMBLEHEAD			
		ASCLEPIAS SYRIACA	COMMON MILKWEED			
		ASTER CORDIFOLIUS	BLUE HOOD ASTER			
		ASTER FRENANTHOIDES	ZIGZAG ASTER			
		MONARDA MEDIA	PURPLE BERGAMOT			
		PENSTEMON LAEVIGATUS	APPALACHIAN BEARD TONGUE			
		ASTER MACROPHYLLUS	BIGLEAF ASTER			
		HELIOPSIS HELIANTHOIDES	OXEYE SUNFLOWER			
		SOLIDAGO BICOLOR	WHITE GOLDENROD			



HABITAT CLASSIFICATION	REMARKS
GOLF COURSE - IN PLAY	SEE HMP FOR PLANTING INFORMATION
NATIVE FESCUE 6" TO 1'-0" HT.	SEE HMP FOR PLANTING INFORMATION
P1 - SHORELINE GROUP	SEE OPEN SPACE PLANT SCHEDULE FOR PLANTING INFORMATION
P2 - NATIVE SHORT GRASS ± 1'-0"	SEE HMP FOR PLANTING INFORMATION
P3 - NATIVE TALL GRASS > 1'-0"	SEE HMP FOR PLANTING INFORMATION
GT - GOLF TRANSITION GRASSES	SEE HMP FOR PLANTING INFORMATION
FOREST HABITAT	EXISTING AND PROPOSED FOREST AREAS, PROPOSED AREAS DEPICTED AS TREE SYMBOLS - SEE PLANTING PLAN AND SCHEDULE
AQUATIC HABITAT	NOTE: ONLY PO (ZERO) ZONES ARE SHOWN IN LANDSCAPE PLANS

NOTE: GOLF DESIGN AND LAYOUT PER GOLF COURSE ARCHITECT. SEE HABITAT MANAGEMENT PLAN (HMP) FOR GOLF PLANTING INFORMATION AND LAYOUT, SHOWN HERE FOR ILLUSTRATIVE PURPOSES ONLY.

NOTE: PLANTING QUANTITIES ARE FOR REFERENCE ONLY. IT IS THE RESPONSIBILITY OF THE CONTRACTOR TO VERIFY ALL PLANT QUANTITIES FROM SYMBOLS/HATCHES SHOWN ON PLANTING PLANS. ANY SUBSTITUTIONS/ADDITIONS/SUBTRACTIONS OF PLANT MATERIAL IS TO BE APPROVED BY THE LANDSCAPE ARCHITECT IN WRITING ONLY. VERBAL SUBSTITUTIONS/ADDITIONS/SUBTRACTIONS ARE NOT ACCEPTABLE.

ABBREVIATIONS:
CAL. = CALIFOR
GAL. = GALLON

NOT FOR CONSTRUCTION

HART HOWERTON

100 Erie Ave., Suite 500, West Nyack, NY 10994
Tel: 212.683.5431 Fax: 212.481.1768
Email: NY@harthowerton.com

SILO RIDGE
PHASE 1 SITE PLAN SUBMISSION

Armenia, New York
Dutchess County

PLANTING SCHEDULE

DRAWING FILE:

REVISIONS		
NO.	DATE	ISSUE

DATE / ISSUE	
03/09/2014	PLANTING PLAN
05/02/2014	SITE PLAN REV
07/19/2014	SITE PLAN REV

PROJECT #:
13-507

DRAWN BY:
LJ

CHECKED BY:
SMB

DRAWING NO.:

L3.11

Jonathan Sobier, 6/12/2012 12:50 PM jason.sobier@hrt.com (c:\dbs\hrt\share\ec\l3.11\PRINT\CONTR\CONTR\Schedule.dwg - Page Setup: nec, III.ctb, Plot: Set1: 11, 1/11) PRINTY:\C:\con\4230\3300\PL3.dwg